



FIGURE 2

WIRE	COLOR
1	GREEN
2	BLACK
3	WHITE

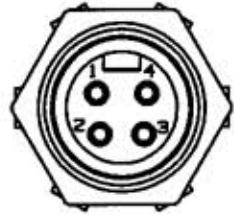


FIGURE 3

WIRE	COLOR
1	BLACK
2	WHITE
3	RED
4	GREEN

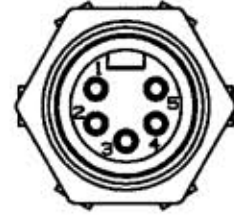


FIGURE 4

WIRE	COLOR
1	WHITE
2	RED
3	GREEN
4	ORANGE
5	BLACK



FIGURE 5

WIRE	COLOR
1	WHITE
2	RED
3	GREEN
4	ORANGE
5	BLACK
6	BLUE

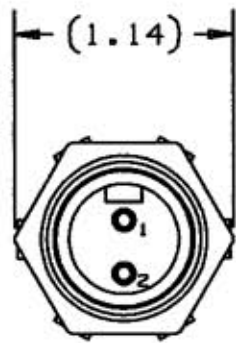
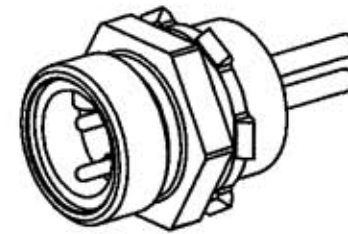
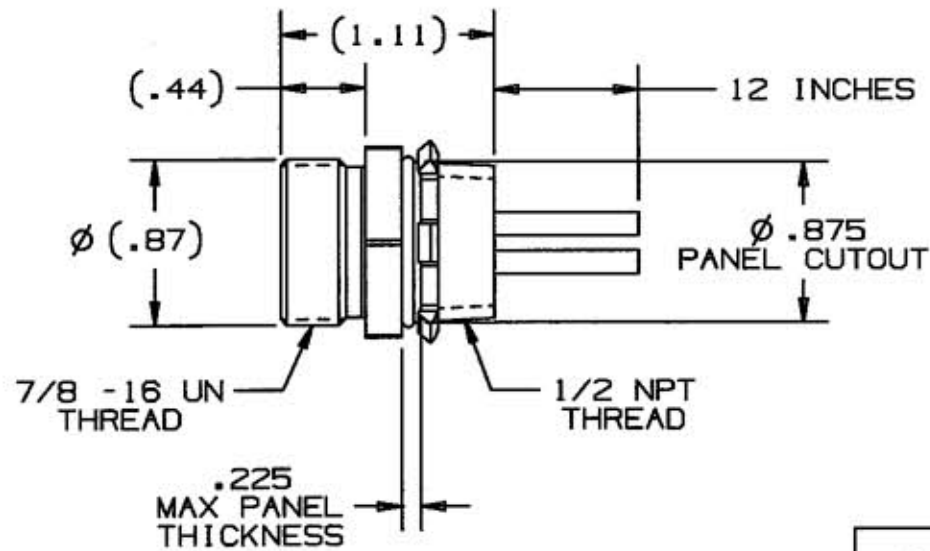


FIGURE 1

WIRE	COLOR
1	WHITE
2	BLACK



CATALOG NUMBER	SEE FIGURE NUMBER	NUMBER OF POLES	AMPS
HBNS02501	1	2	15
HBNS03501	2	3	15
HBNS04501	3	4	12
HBNS05501	4	5	10
HBNS06501	5	6	10

LIST OF PARTS

DESCRIPTION	MATERIAL	FINISH
RECEPTACLE SHELL	NYLON	BLACK
INSULATOR	NYLON	WHITE
RETAINER	NYLON	BLACK
LOCKNUT	STEEL	ZINC
O-RING	RUBBER	BLACK
PIN CONTACT	BRASS	GOLD OVER Pd/Ni
WIRE	#16 AWG PVC	

SYM	REVISIONS	APP	DATE
2	REVISED VIEWS&DIMS TO REFLECT NEW RECEPTACLE SHELL PART NUMBER PER DCN 11340 RCM <i>APP.</i>	GPH	12/5/03
1	RELEASED PER DCN6427. DJH	GPH	03/22/99

THE DESIGN AND DIMENSIONS OF THE PRODUCT SHOWN ON THIS DRAWING ARE SUBJECT TO CHANGE WITHOUT NOTICE

TITLE MALE RECEPTACLE
HEX MOUNT, 600V
#16 AWG WIRE

TOLERANCES UNLESS OTHERWISE SPECIFIED	WIRING DEVICE-KELLEMS HUBBELL INCORPORATED BRIDGEPORT, CT	
FRACTIONS ±1/64	DR. BY DJH	APP. BY
DECIMALS ±.005	TR. BY	SCALE NONE
ANGLES ±2°	CHK'D BY	DATE 03/19/99

DIMENSION SHEET FOR CAT. NO. SEE CHART

REPAIRABLE NON-REPAIRABLE

B

M-8032

2