

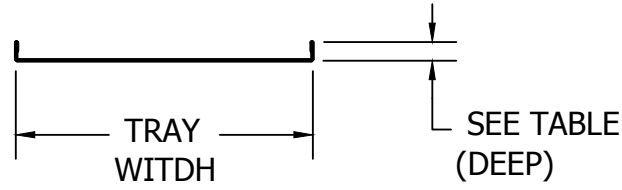
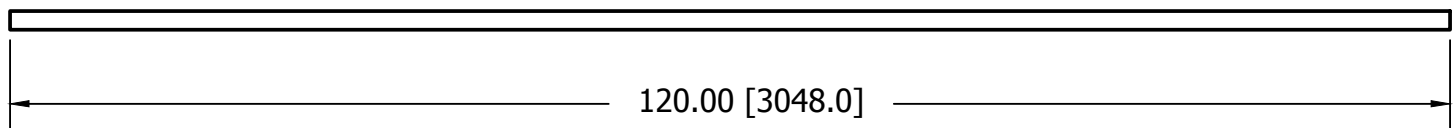
M-13482

1

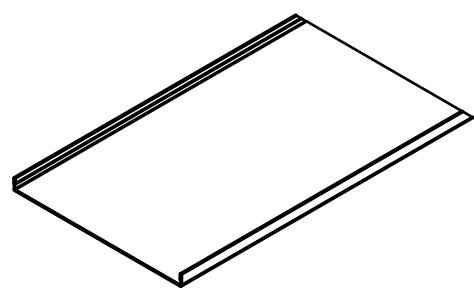
LIST OF PARTS

DESCRIPTION	MATERIAL	FINISH
INSERTS	POLYMER	BLACK

DIMENSION SHEET FOR CAT. NO. SEE TABLE



TRAY WIDTH	2 [50.8] DEEP	4 [101.6] DEEP	6 [152.4] DEEP
4 [101.6]	HBTFRMINS0204BK	HBTFRMINS0404BK	-
6 [152.4]	HBTFRMINS0206BK	HBTFRMINS0406BK	-
8 [203.2]	HBTFRMINS0208BK	HBTFRMINS0408BK	HBTFRMINS0608BK
12 [304.8]	HBTFRMINS0212BK	HBTFRMINS0412BK	HBTFRMINS0612BK
16 [406.4]	HBTFRMINS0216BK	HBTFRMINS0416BK	HBTFRMINS0616BK
18 [457.2]	HBTFRMINS0218BK	HBTFRMINS0418BK	HBTFRMINS0618BK
20 [508.0]	HBTFRMINS0220BK	HBTFRMINS0420BK	HBTFRMINS0620BK
24 [609.6]	HBTFRMINS0224BK	HBTFRMINS0424BK	HBTFRMINS0624BK

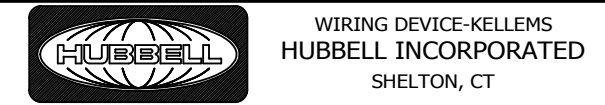


**CATALOG NO. HBTFRMINS0212BK  
(NOT SHOWN TO SCALE)**

1	INITIAL DOCUMENT RELEASE PER DCN 22750	DDL	11/15/16
REV	DESCRIPTION	APP	DATE

THE DESIGN AND DIMENSIONS OF THE PRODUCT SHOWN ON THIS DRAWING ARE SUBJECT TO CHANGE WITHOUT NOTICE. DIMENSIONS ARE IN INCHES [mm].

TITLE  
**POLYMER INSERTS WITH SIDES**



TOLERANCES UNLESS OTHERWISE SPECIFIED .XX = ± .01 .XXX = ± .005 ANGLE TOL. ±2°	DR. BY GM CHK. BY MN	SCALE NONE DATE 09/09/16
---	-------------------------	-----------------------------

- NOTES:**
1. PROVIDES A SOLID BOTTOM AND SIDES FOR TRAY
  2. ORDER IN 10 FOOT INCREMENTS
  3. FOR WHITE INSERT, REPLACE BK WITH WHT