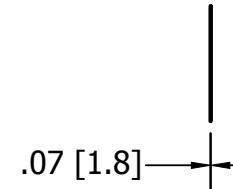
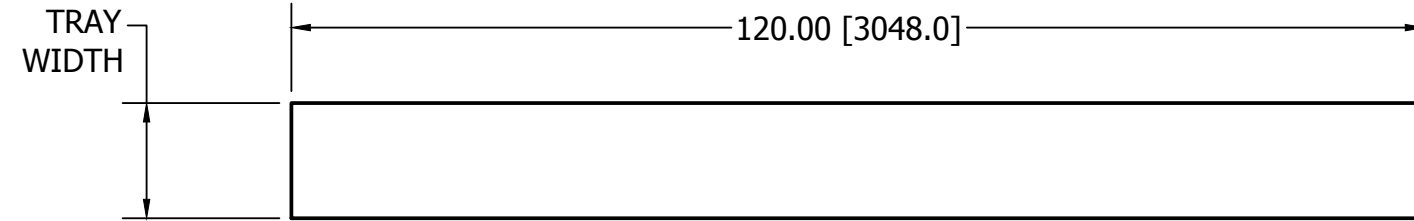


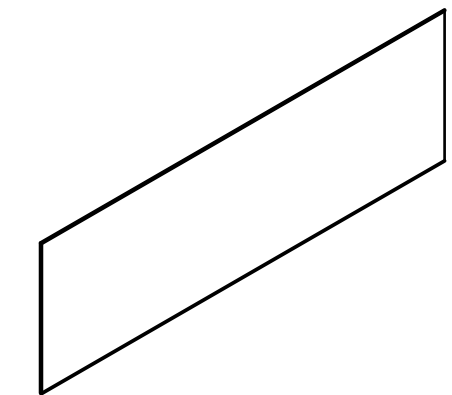
M-13480

1



TRAY WIDTH	WHITE	BLACK
4 [101.6]	HBTINSNM04WHT	HBTINSNM04
6 [152.4]	HBTINSNM06WHT	HBTINSNM06
8 [203.2]	HBTINSNM08WHT	HBTINSNM08
12 [304.8]	HBTINSNM12WHT	HBTINSNM12
16 [406.4]	HBTINSNM16WHT	HBTINSNM16
18 [457.2]	HBTINSNM18WHT	HBTINSNM18
20 [508.0]	HBTINSNM20WHT	HBTINSNM20
24 [609.6]	HBTINSNM24WHT	HBTINSNM24

LIST OF PARTS		
DESCRIPTION	MATERIAL	FINISH
INSERTS	POLYMER	SEE TABLE




CATALOG NO. HBTINSNM12
(NOT SHOWN TO SCALE)

1	INITIAL DOCUMENT RELEASE PER DCN 22750	DDL	11/15/16
REV	DESCRIPTION	APP	DATE

THE DESIGN AND DIMENSIONS OF THE PRODUCT SHOWN ON THIS DRAWING ARE SUBJECT TO CHANGE WITHOUT NOTICE. DIMENSIONS ARE IN INCHES [mm].

TITLE
POLYMER INSERTS



WIRING DEVICE-KELLEMS
HUBBELL INCORPORATED
SHELTON, CT

TOLERANCES UNLESS OTHERWISE SPECIFIED .XX = ± .01 .XXX = ± .005 ANGLE TOL. ± 2°	DR. BY	GM	SCALE	NONE
	CHK. BY	MN	DATE	09/30/16

NOTES:

1. PROVIDES A SOLID BOTTOM FOR TRAY
2. ORDER IN 10 FOOT INCREMENTS

DIMENSION SHEET FOR CAT. NO. SEE TABLE

B

M-13480

1