M-13471 | 1

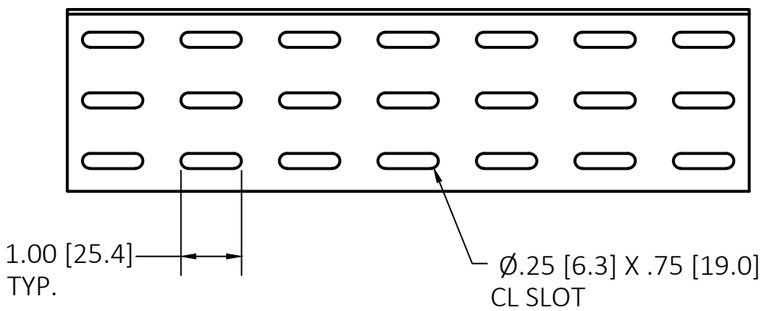


| Tray Width | Length | Pre-Galvanized | Black Powder Coat |
|---|---|---|---|
| 6 [152.4] | 6.4 [162.6] | HBTTS6 | HBTTS6BK |
| 8 [203.2] | 8 [203.2] | HBTTS8 | HBTTS8BK |
| 12 [304.8] | 11.2 [284.5] | HBTTS12 | HBTTS12BK |
| 16 [406.4] | 16 [406.4] | HBTTS16 | HBTTS16BK |
| 18 [457.2] | 17.6 [447.0] | HBTTS18 | HBTTS18BK |
| 20 [508.0] | 19.2 [487.7] | HBTTS20 | HBTTS20BK |
| 24 [609.6] | 24 [609.6] | HBTTS24 | HBTTS24BK |

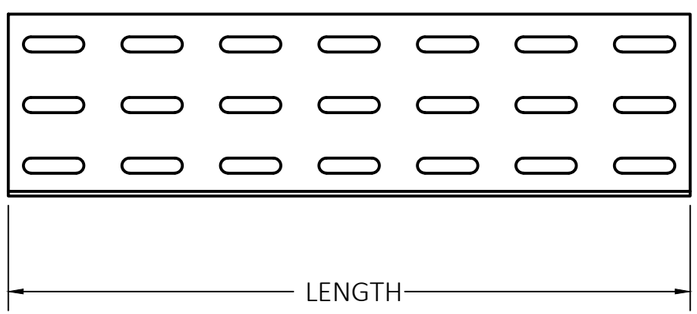


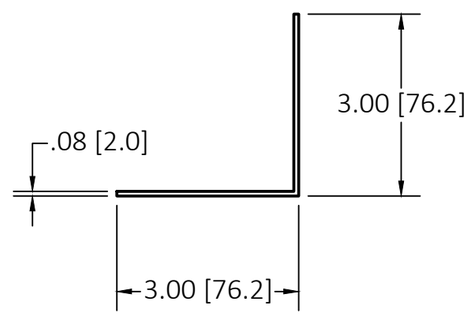


## NOTES:

1. SECURES END OF TRAY TO WALL AND CAN SERVE AS BLANK END FITTING

CAGE CODE 74545

LIST OF PARTS

| DESCRIPTION | MATERIAL | FINISH |
|---|---|---|
| SUPPORT | GALV STEEL | SEE TABLE |

DIMENSION SHEET FOR CAT. NO.
SEE TABLE

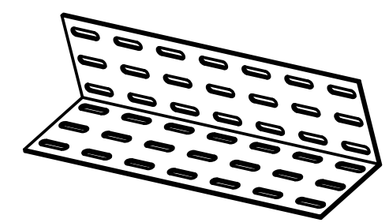

CATALOG NO. HBTTS12
(NOT SHOWN TO SCALE)

| REV | DESCRIPTION | APP | DATE |
|---|---|---|---|
| 1 | INITIAL DOCUMENT RELEASE PER DCN 22750 | DDL | 11/15/16 |

THE DESIGN AND DIMENSIONS OF THE PRODUCT SHOWN ON THIS DRAWING ARE SUBJECT TO CHANGE WITHOUT NOTICE. DIMENSIONS ARE IN INCHES [mm].

TITLE

GALVANIZED TERMINATION SUPPORT

WIRING DEVICE-KELLEMS
HUBBELL INCORPORATED
SHELTON, CT

TOLERANCES UNLESS OTHERWISE SPECIFIED
.XX = ± .01
.XXX= ± .005
ANGLE TOL. ±2˚

| DR. BY | BJ | SCALE | NONE |
|---|---|---|---|
| CHK. BY | MN | DATE | 08/16/16 |

B

M-13471

1