M-13498 | 1

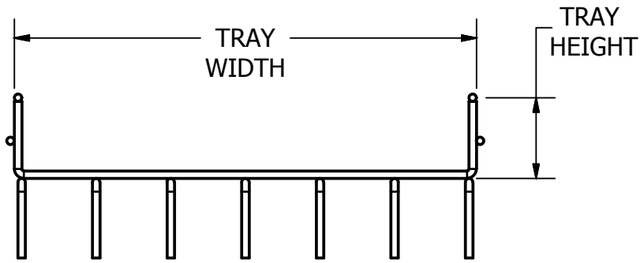

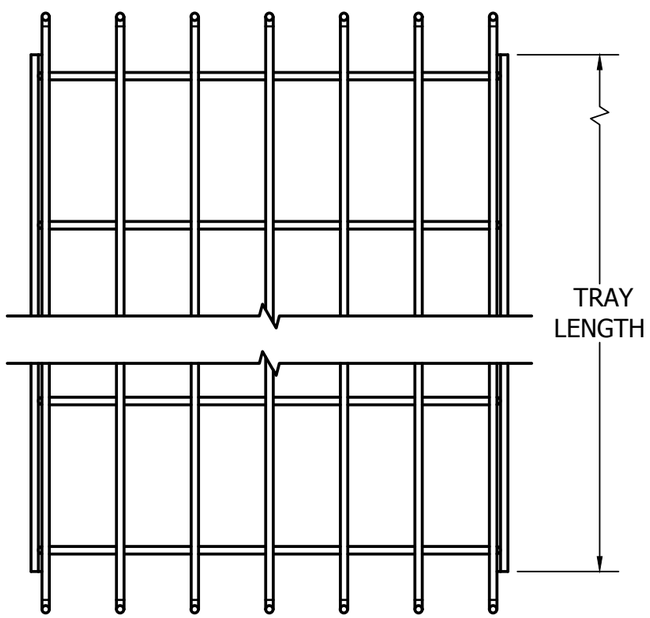

TRAY HEIGHT	TRAY WIDTH	TRAY AREA (Sq. In.)	TRAY LENGTH		
			24 [609.6]	48 [1219.2]	72 [1828.8]
2 [50.8] DEEP TRAY	6 [152.4]	12	HBTU020624	HBTU020648	HBTU020672
	12 [304.8]	24	HBTU021224	HBTU021248	HBTU021272
	24 [609.6]	48	HBTU022424	HBTU022448	HBTU022472
4 [101.6] DEEP TRAY	6 [152.4]	24	HBTU040624	HBTU040648	HBTU040672
	12 [304.8]	48	HBTU041224	HBTU041248	HBTU041272
	24 [609.6]	96	HBTU042424	HBTU042448	HBTU042472
6 [152.4] DEEP TRAY	6 [152.4]	36	HBTU060624	HBTU060648	HBTU060672
	12 [304.8]	72	HBTU061224	HBTU061248	HBTU061272
	24 [609.6]	144	HBTU062424	HBTU062448	HBTU062472
8 [203.2] DEEP TRAY	6 [152.4]	48	-	-	-
	12 [304.8]	96	HBTU081224	HBTU081248	HBTU081272
	20 [508.0]	160	HBTU082024	HBTU082048	HBTU082072
FLAT	24 [609.6]		HBTU002424	-	-

NOTES:

1. .1969 [5.0] DIAMETER ROUND WIRE DESIGN
2. TRAY IS UL CLASSIFIED AS EQUIPMENT GROUND CONDUCTOR

LIST OF PARTS

DESCRIPTION	MATERIAL	FINISH
UNDER FLOOR WIRE BASKET TRAY	STEEL	PRE-GALVANIZED



CATALOG NO. HBTU021272
(NOT SHOWN TO SCALE)

REV	DESCRIPTION	APP	DATE
1	INITIAL DOCUMENT RELEASE PER DCN 22750	DDL	11/15/16

THE DESIGN AND DIMENSIONS OF THE PRODUCT SHOWN ON THIS DRAWING ARE SUBJECT TO CHANGE WITHOUT NOTICE. DIMENSIONS ARE IN INCHES [mm].

TITLE

UNDER FLOOR WIRE BASKET TRAY

WIRING DEVICE-KELLEMS
HUBBELL INCORPORATED
SHELTON, CT

TOLERANCES UNLESS OTHERWISE SPECIFIED
.XX = ± .01
.XXX= ± .005
ANGLE TOL. ±2°

DR. BY	GM	SCALE	NONE
CHK. BY	MN	DATE	09/07/16

DIMENSION SHEET FOR CAT. NO.
SEE TABLE

B

M-13498

1

CAGE CODE 74545