

M-8020 3

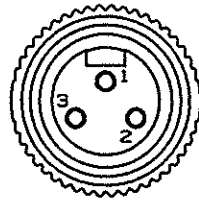


FIGURE 2

WIRE	COLOR
1	GREEN
2	BLACK
3	WHITE

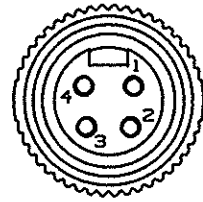


FIGURE 3

WIRE	COLOR
1	BLACK
2	WHITE
3	RED
4	GREEN

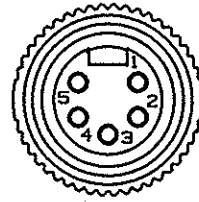


FIGURE 4

WIRE	COLOR
1	WHITE
2	RED
3	GREEN
4	ORANGE
5	BLACK




FIGURE 5

WIRE	COLOR
1	WHITE
2	RED
3	GREEN
4	ORANGE
5	BLACK
6	BLUE

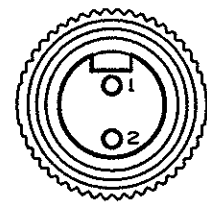
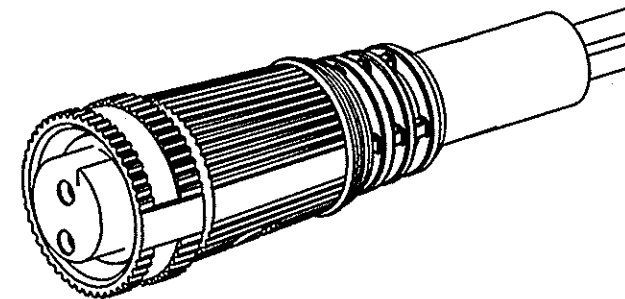
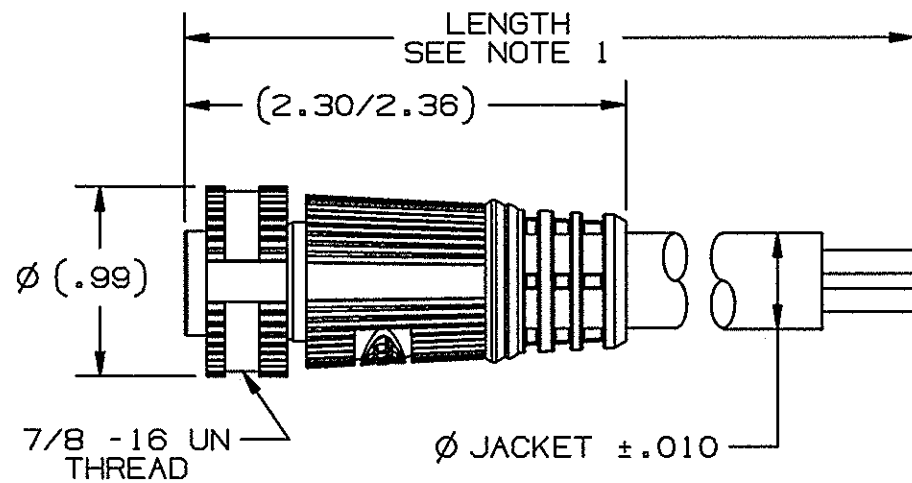


FIGURE 1

WIRE	COLOR
1	WHITE
2	BLACK



NOTES:

1. PLUG ASSEMBLIES AVAILABLE IN 3,6,12,15,20, AND 25 FOOT LENGTHS. CONSULT FACTORY FOR OTHER LENGTHS.
2. TWO DIGIT SUFFIX IN CATALOG NUMBER DENOTES LENGTH OF PLUG ASSEMBLY IN FEET. HCNS02103 IS 3 FEET LONG.
3. CATALOG NUMBER PREFIX;
HCNS_____ DENOTES A PLASTIC COUPLING NUT,
HCMS_____ DENOTES A METAL COUPLING NUT.

CATALOG NUMBER SEE NOTE 2	SEE FIGURE NUMBER	NUMBER OF POLES	AMPS	CABLE JACKET DIA.
HCNS021__	1	2	15	.370
HCMS021__				
HCNS031__	2	3	15	.420
HCMS031__				
HCNS041__	3	4	12	.420
HCMS041__				
HCNS051__	4	5	10	.500
HCMS051__				
HCNS061__	5	6	10	.520
HCMS061__				

LIST OF PARTS

DESCRIPTION	MATERIAL	FINISH
COUPLING NUT	SEE NOTE 3	
INSULATOR	NYLON	WHITE
RETAINER	NYLON	BLACK
O-RING	RUBBER	BLACK
O-RING	SILICONE	GREEN
SOCKET CONTACT	COPPER ALLOY	GOLD OVER Pd/Ni
OVERMOLD	POLYURETHANE	BLACK
CABLE	16 AWG PVC	BLACK

3	REMOVED DIM. (2.75) PER DCN 15641 SPN	DJP	3/26/09
2	LIST OF PARTS, REMOVE COUPLING NUT NYLON BK. REMOVE BRASS WITH NIC. FINISH. ADD SEE NOTE 3 ADD DIM. 2.36 DCN10549 GPK/GPH	GPH	2/20/03
1	RELEASED PER DCN6427. DJH		03/22/99
SYM	REVISIONS	APP	DATE

THE DESIGN AND DIMENSIONS OF THE PRODUCT SHOWN ON THIS DRAWING ARE SUBJECT TO CHANGE WITHOUT NOTICE

TITLE
STRAIGHT FEMALE PLUG,
#16 AWG STOOV CABLE

TOLERANCES UNLESS OTHERWISE SPECIFIED	WIRING DEVICE-KELLEMS HUBBELL INCORPORATED BRIDGEPORT, CT	
FRACTIONS ± 1/64	DR. BY DJH	APP. BY
DECIMALS ± .005	TR. BY	SCALE NONE
ANGLES ± 2°	CHK'D BY	DATE 03/19/99