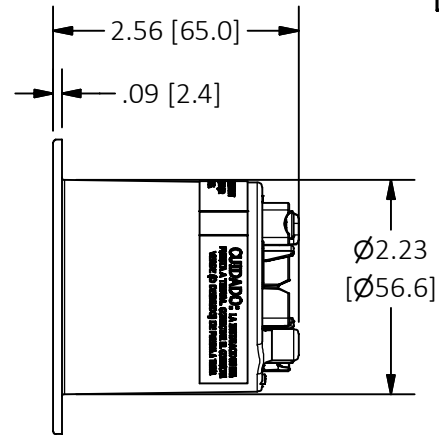
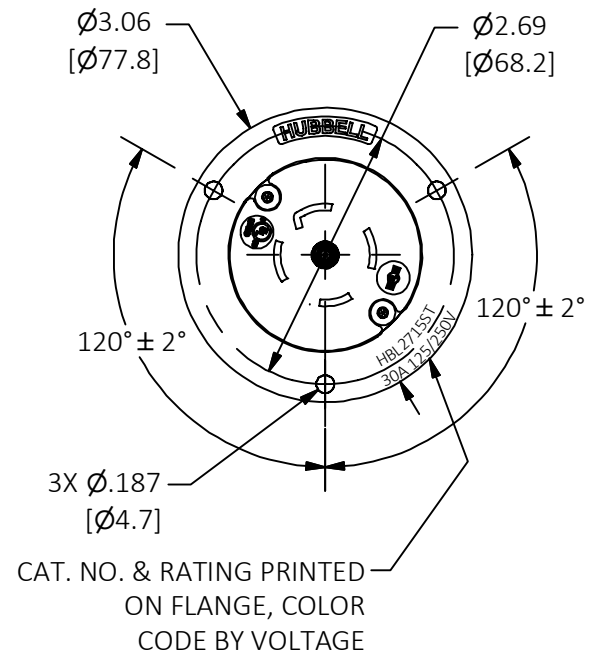
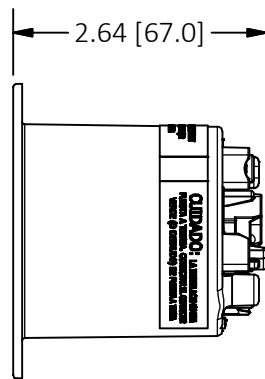


M-14322

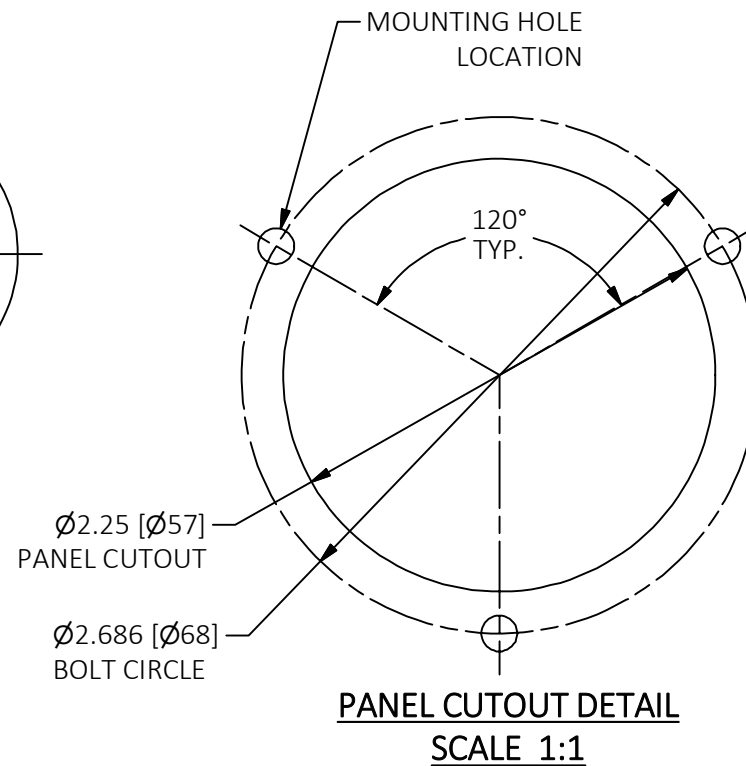
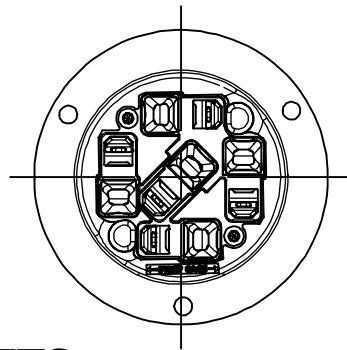
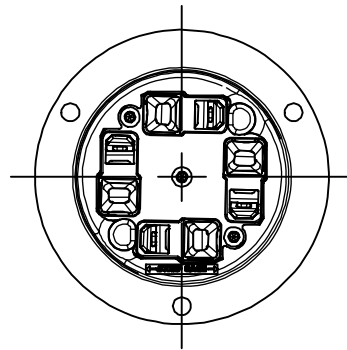
1



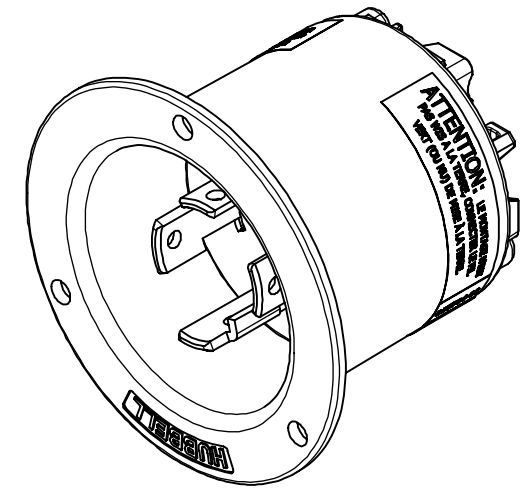
**4 WIRE INLETS**



**5 WIRE INLETS**



LIST OF PARTS		
DESCRIPTION	MATERIAL	FINISH
CASING	NYLON	NATURAL
BLADE HOLDER	NYLON	NATURAL
RETAINER	NYLON	BLACK
BLADE	COPPER ALLOY	
SPRING	STAINLESS STEEL	
PLUNGER	NYLON	
ASSEMBLY FASTENERS	STEEL	ZINC PLATE



**CAT. NO. HBL2715ST  
(NOT SHOWN TO SCALE)**

NEMA NO.	RATING	POLE/WIRE	CAT. NO.	BLADE CONFIGURATION	VOLTAGE COLOR CODE
L14-30P	125/250V	3P/4W GROUNDING	HBL2715ST		ORANGE
L15-30P	3Ø 250VAC	3P/4W GROUNDING	HBL2725ST		BLUE
L16-30P	3Ø 480VAC	3P/4W GROUNDING	HBL2735ST		RED
L21-30P	3Ø Y 120/208VAC	4P/5W GROUNDING	HBL2815ST		BLUE
L22-30P	3Ø Y 277/480VAC	4P/5W GROUNDING	HBL2825ST		RED

**NOTES (UNLESS OTHERWISE SPECIFIED):**

- DIMENSIONS ARE IN INCHES [mm].
- ALL DEVICES ARE cULus LISTED & FED SPEC.
- WIRING TERMINAL ACCOMMODATION:
  - SOLID WIRE: 14 AWG - 10 AWG COPPER WIRE ONLY
  - STRANDED WIRE (INCLUDING COMPACT STRANDED): 14 AWG - 8 AWG COPPER WIRE ONLY
- CONDUCTOR STRIP LENGTH: 3/4" (19 mm).
- MOUNTING HOLES IN FLANGE ARE SIZED FOR #8 SCREWS. MOUNTING SCREWS NOT SUPPLIED.
- CATALOG NUMBERS & RATING ARE PAD PRINTED ON THE FLANGE OF THE DEVICE, COLOR CODED BY VOLTAGE.

1	INITIAL RELEASE PER DCN 211202014898 PS	MAM	12/03/21
REV	DESCRIPTION	APP	DATE

THE DESIGN AND DIMENSIONS OF THE PRODUCT SHOWN ON THIS DRAWING ARE SUBJECT TO CHANGE WITHOUT NOTICE. DIMENSIONS ARE IN INCHES [mm].

TITLE  
30A 4 & 5-WIRE SPRING TERMINATED FLANGED INLETS



WIRING DEVICE-KELLEMS  
HUBBELL INCORPORATED  
SHELTON, CT

TOLERANCES UNLESS OTHERWISE SPECIFIED .XX = ± .01 .XXX = ± .005 ANGLE TOL. ±2'	DR. BY PS	SCALE 1:2
	CHK. BY MAM	DATE 11/17/21