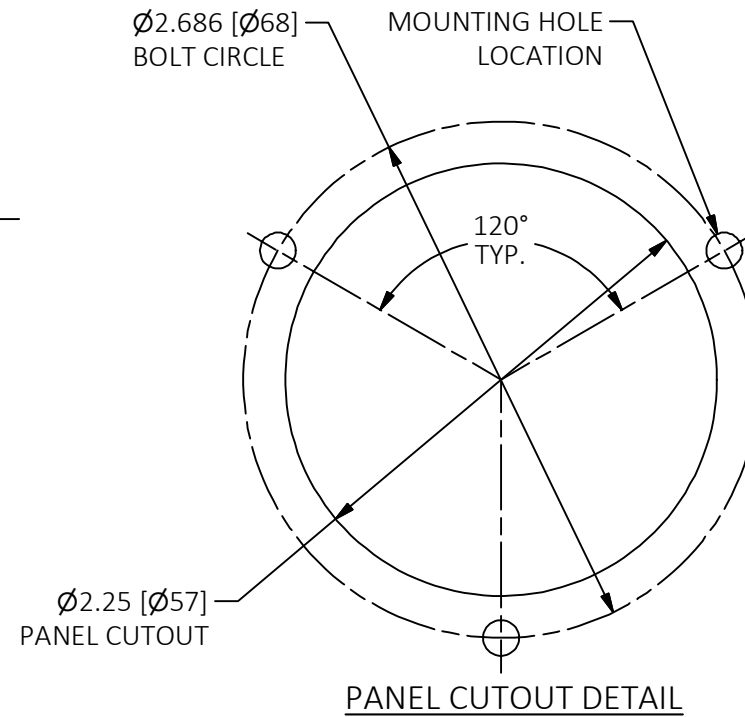
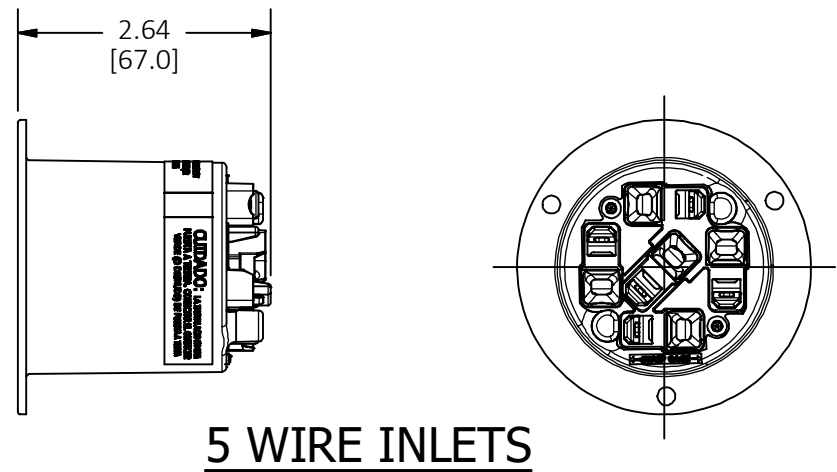
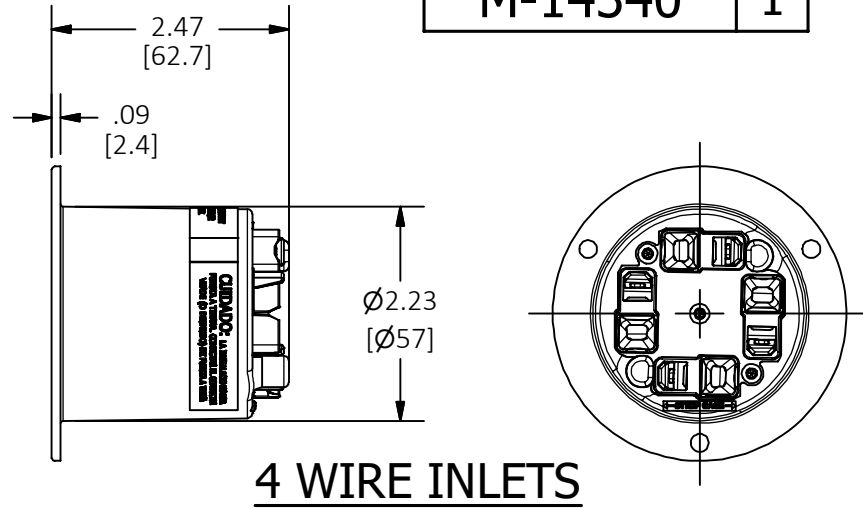
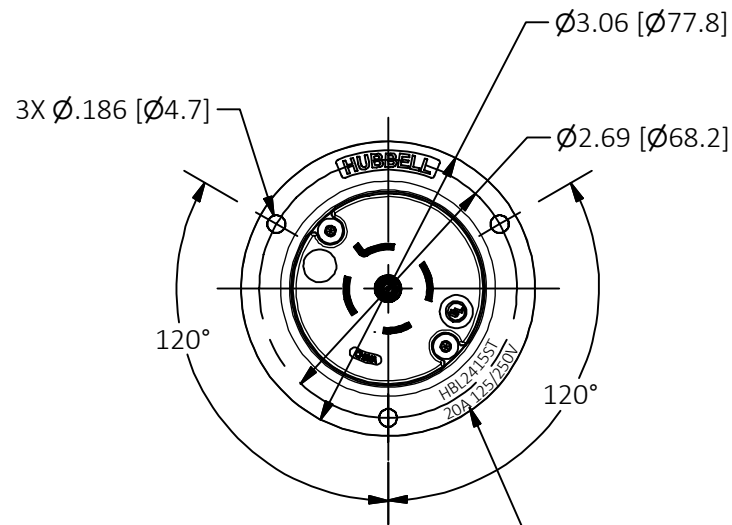


M-14340

1



CAT. NO. & RATING PRINTED ON FLANGE, COLOR CODE BY VOLTAGE

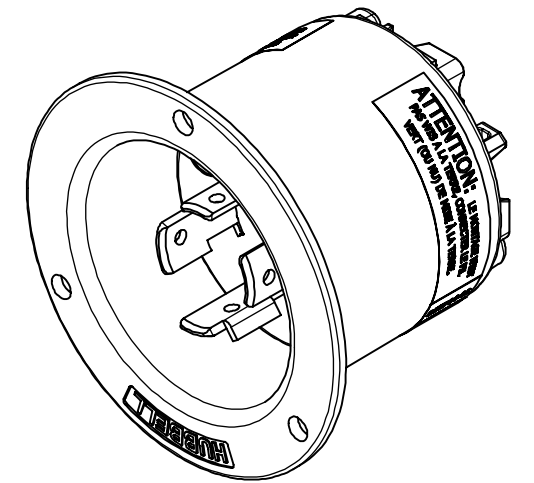
NEMA NO.	RATING	POLE/WIRE	CAT. NO.	BLADE CONFIGURATION	VOLTAGE COLOR CODE
L14-20P	125/250V	3P/4W GROUNDING	HBL2415ST		ORANGE
L15-20P	3Ø 250VAC	3P/4W GROUNDING	HBL2425ST		BLUE
L16-20P	3Ø 480VAC	3P/4W GROUNDING	HBL2435ST		RED
L21-20P	3Ø Y 120/208VAC	4P/5W GROUNDING	HBL2515ST		BLUE
L22-20P	3Ø Y 277/480VAC	4P/5W GROUNDING	HBL2525ST		RED

NOTES (UNLESS OTHERWISE SPECIFIED):

- DIMENSIONS ARE IN INCHES [mm].
- ALL DEVICES ARE cULus LISTED & FED SPEC.
- WIRING TERMINAL ACCOMMODATION:
 - SOLID WIRE: 14 AWG - 10 AWG COPPER WIRE ONLY
 - STRANDED WIRE (INCLUDING COMPACT STRANDED): 14 AWG - 8 AWG COPPER WIRE ONLY
- CONDUCTOR STRIP LENGTH: ¾" (19 mm).
- MOUNTING HOLES IN FLANGE ARE SIZED FOR #8 SCREWS. MOUNTING SCREWS NOT SUPPLIED.
- CATALOG NUMBERS & RATING ARE PAD PRINTED ON THE FLANGE OF THE DEVICE, COLOR CODED BY VOLTAGE.

LIST OF PARTS

DESCRIPTION	MATERIAL	FINISH
CASING	NYLON	NATURAL
BLADE HOLDER	NYLON	NATURAL
RETAINER	NYLON	BLACK
BLADE	COPPER ALLOY	
SPRING	STAINLESS STEEL	
PLUNGER	NYLON	
ASSEMBLY FASTENERS	STEEL	ZINC PLATE



**CAT. NO. HBL2415ST
(NOT SHOWN TO SCALE)**

1	INITIAL RELEASE PER DCN 211202014898 PS	MAM	11/30/21
REV	DESCRIPTION	APP	DATE

THE DESIGN AND DIMENSIONS OF THE PRODUCT SHOWN ON THIS DRAWING ARE SUBJECT TO CHANGE WITHOUT NOTICE. DIMENSIONS ARE IN INCHES [mm].

TITLE
20A 4 & 5-WIRE SPRING TERMINATED FLANGED INLETS



WIRING DEVICE-KELLEMS
HUBBELL INCORPORATED
SHELTON, CT

TOLERANCES UNLESS OTHERWISE SPECIFIED .XX = ±.01 .XXX = ±.005 ANGLE TOL. ±2'	DR. BY PS	SCALE 1 : 2
	CHK. BY MAM	DATE 11/17/21