

M-81671



FIGURE 2

WIRE	COLOR
1	BROWN
2	WHITE
3	BLUE
4	BLACK

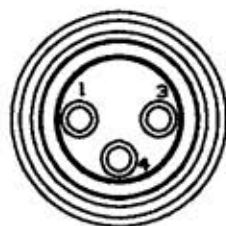
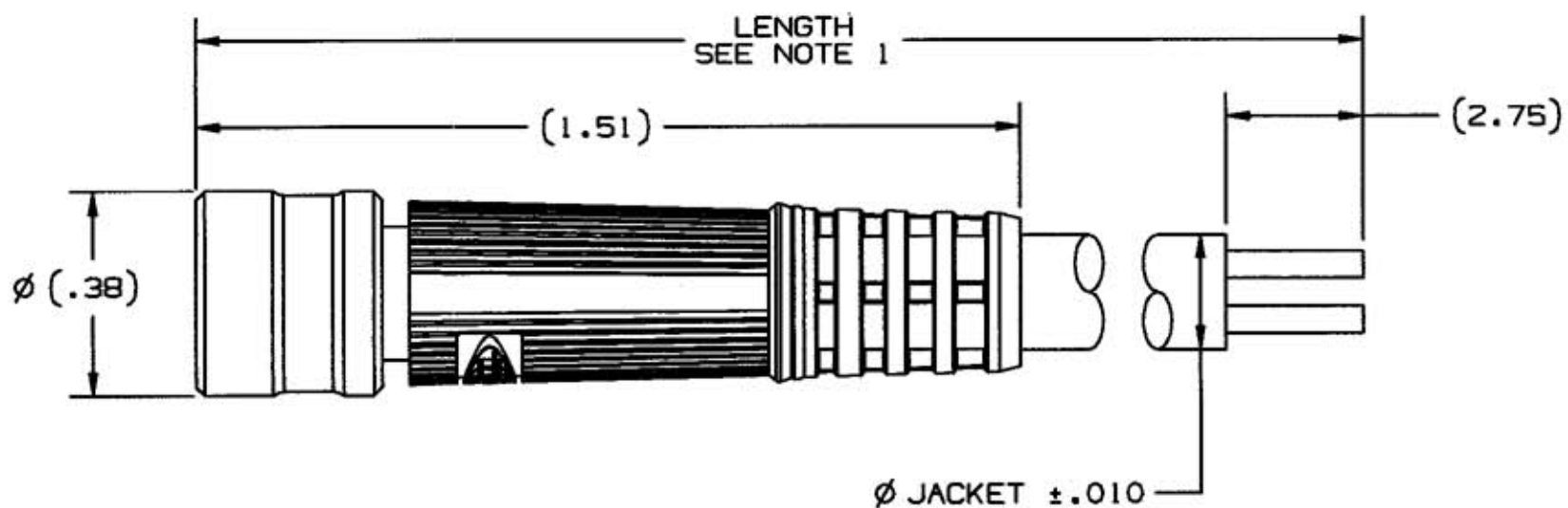
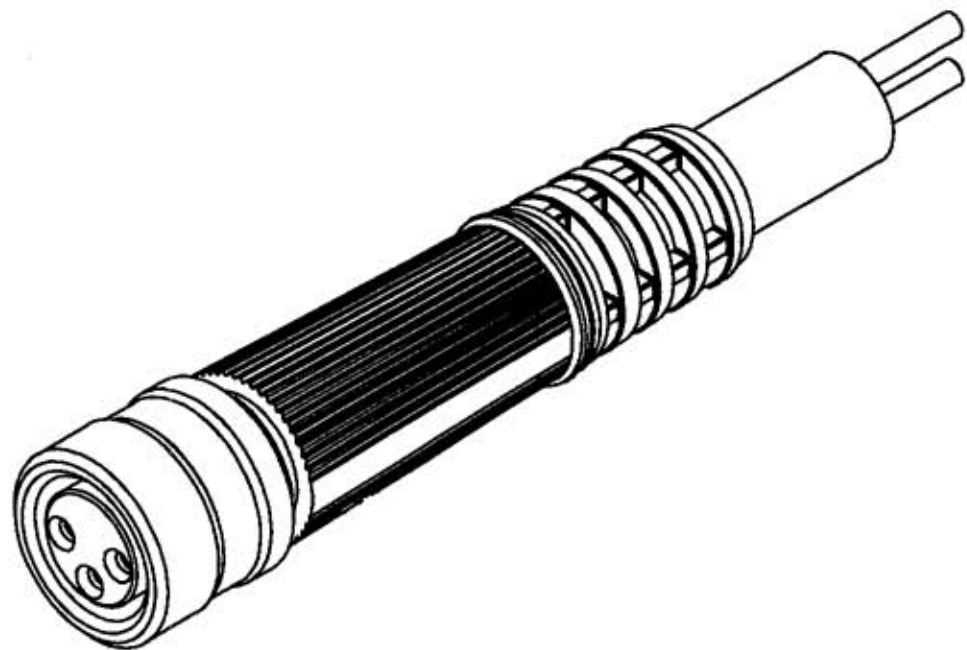


FIGURE 1

WIRE	COLOR
1	BROWN
2	NOT USED
3	BLUE
4	BLACK

NOTES:

1. PLUG ASSEMBLIES AVAILABLE IN 2, 4, AND 5 METER LENGTHS. CONSULT FACTORY FOR OTHER ADDITIONAL LENGTHS.
2. TWO DIGIT SUFFIX IN CATALOG NUMBER DENOTES LENGTH OF PLUG ASSEMBLY IN METERS. NCTS3102 IS 2 METERS LONG.
3. CATALOG NUMBER NCTS31\_\_\_ DENOTES A PVC CABLE; NCTS32\_\_\_ DENOTES A TPE CABLE.

CATALOG NUMBER SEE NOTE 3	SEE FIGURE NUMBER	NUMBER OF POLES	AMPS	CABLE JACKET DIA.
NCTS31___	1	3	4	.210
NCTS32___				
NCTS41___	2	4	4	.210
NCTS42___				

LIST OF PARTS

DESCRIPTION	MATERIAL	FINISH
INSULATOR	NYLON	WHITE
SOCKET CONTACT	COPPER ALLOY	GOLD OVER Pd/Ni
OVERMOLD	POLYURETHANE	BLACK
CABLE	24 AWG PVC	BLACK
CABLE	24 AWG TPE	BLACK
COUPLING NUT	BRASS	NICKEL
O-RING	RUBBER	BLACK

DIMENSION SHEET FOR CAT. NO. SEE CHART

REPAIRABLE  NON-REPAIRABLE

1	RELEASED PER DCN6683. DJH <i>S.P.H.</i>	07/27/99
SYM	REVISIONS	APP DATE

THE DESIGN AND DIMENSIONS OF THE PRODUCT SHOWN ON THIS DRAWING ARE SUBJECT TO CHANGE WITHOUT NOTICE

TITLE  
STRAIGHT FEMALE PLUG, COUPLER  
#24 AWG CABLE

TOLERANCES UNLESS OTHERWISE SPECIFIED FRACTIONS ±1/64 DECIMALS ±.005 ANGLES ±2°	WIRING DEVICE-KELLEMS HUBBELL INCORPORATED BRIDGEPORT, CT	
	DR. BY DJH	APP. BY
	TR. BY	SCALE NONE
	CHK'D BY <i>S.H.</i>	DATE 07/27/99

M-8167

1