M-10690	1

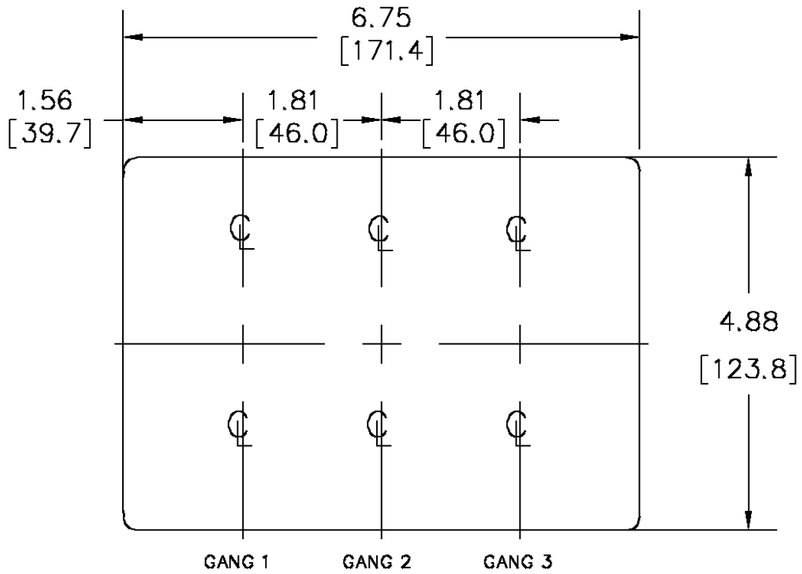

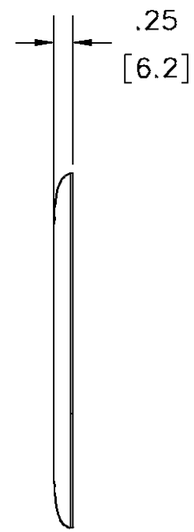

SEE CONFIGURATIONS ON SHT 2.

CAT. NO	COLOR/ FINISH	CONFIGURATION 1	2	3	MATL
NPJ226	BROWN	001	001	026	NYLON
NPJ226AL	ALMOND	001	001	026	NYLON
NPJ226BK	BLACK	001	001	026	NYLON
NPJ226GY	GRAY	001	001	026	NYLON
NPJ226I	IVORY	001	001	026	NYLON
NPJ226LA	LIGHT ALMOND	001	001	026	NYLON
NPJ226OW	OFF WHITE	001	001	026	NYLON
NPJ226R	RED	001	001	026	NYLON
NPJ226W	WHITE	001	001	026	NYLON
NPJ263	BROWN	026	026	026	NYLON
NPJ263AL	ALMOND	026	026	026	NYLON
NPJ263BK	BLACK	026	026	026	NYLON
NPJ263GY	GRAY	026	026	026	NYLON
NPJ263I	IVORY	026	026	026	NYLON
NPJ263LA	LIGHT ALMOND	026	026	026	NYLON
NPJ263OW	OFF WHITE	026	026	026	NYLON
NPJ263R	RED	026	026	026	NYLON
NPJ263W	WHITE	026	026	026	NYLON
NPJ28	BROWN	001	001	026	NYLON
NPJ28AL	ALMOND	001	001	026	NYLON
NPJ28BK	BLACK	001	001	026	NYLON
NPJ28GY	GRAY	001	001	026	NYLON
NPJ28I	IVORY	001	001	026	NYLON
NPJ28LA	LIGHT ALMOND	001	001	026	NYLON
NPJ28OW	OFF WHITE	001	001	026	NYLON
NPJ28R	RED	001	001	026	NYLON
NPJ28W	WHITE	001	001	026	NYLON
NPJ3	BROWN	001	001	001	NYLON
NPJ3AL	ALMOND	001	001	001	NYLON
NPJ3BK	BLACK	001	001	001	NYLON
NPJ3GY	GRAY	001	001	001	NYLON
NPJ3I	IVORY	001	001	001	NYLON
NPJ3LA	LIGHT ALMOND	001	001	001	NYLON
NPJ3OW	OFF WHITE	001	001	001	NYLON
NPJ3R	RED	001	001	001	NYLON
NPJ3W	WHITE	001	001	001	NYLON

NOTES:
1. INCHES (MM)
2. SEE PAGE TWO FOR CONFIGURATION DIMENSIONS.

LIST OF PARTS

DESCRIPTION	MATERIAL	FINISH
SEE TABLE	---	---

DIMENSION SHEET FOR CAT. NO.
SEE TABLE

REPAIRABLE ☐
NON-REPAIRABLE ☐

SYM	REVISIONS	APP	DATE
1	NEW RELEASE PER DCN14836	WUH	07/15/08

B

THE DESIGN AND DIMENSIONS OF THE PRODUCT SHOWN ON THIS DRAWING ARE SUBJECT TO CHANGE WITHOUT NOTICE

TITLE
3 GANG (MIDSIZE)
PLASTIC WALLPLATES
SHEET 1 OF 2

TOLERANCES UNLESS OTHERWISE SPECIFIED
FRACTIONS ±1/64
DECIMALS ±.005
ANGLES ±2°

WIRING DEVICE-KELLEMS
HUBBELL INCORPORATED
BRIDGEPORT, CT

DR. BY MYA	APP. BY WUH
TR. BY	SCALE HALF
CHK'D BY WUH	DATE 07/15/08

M-10690

1

CODE 74545

M-10690 | 1

TOGGLE SWITCH PLATE

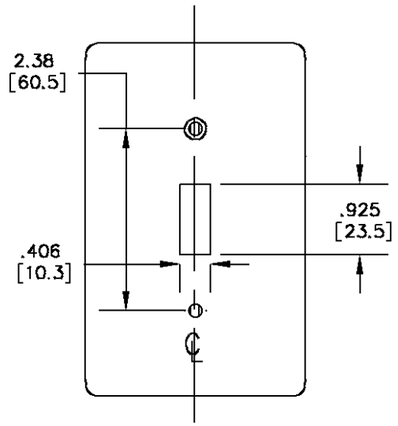

CONFIGURATION 001

GFI/RECTANGULAR OPENING

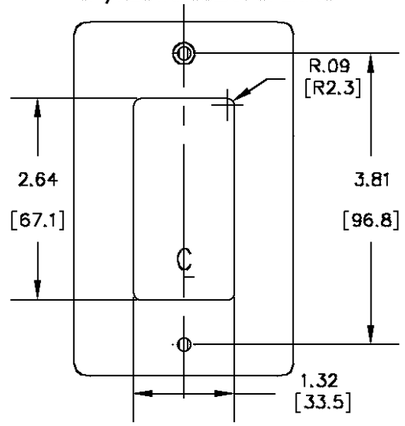

CONFIGURATION 026

DUPLEX RECEPTACLE

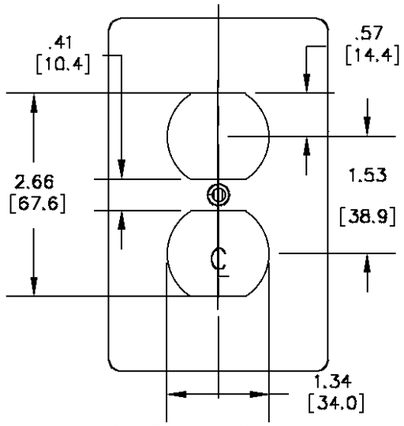

CONFIGURATION 008

NOTES:
1. INCHES (MM)

LIST OF PARTS

DESCRIPTION	MATERIAL	FINISH
SEE TABLE	---	---

SYM	REVISIONS	APP	DATE
1	NEW RELEASE PER DCN14836 MYA	WUH	07/15/08

THE DESIGN AND DIMENSIONS OF THE PRODUCT SHOWN ON THIS DRAWING ARE SUBJECT TO CHANGE WITHOUT NOTICE

TITLE 3 GANG (MIDSIZE) PLASTIC WALLPLATES

SHEET 2 OF 2

TOLERANCES UNLESS OTHERWISE SPECIFIED
FRACTIONS ±1/64
DECIMALS ±.005
ANGLES ±2°

WIRING DEVICE-KELLEMS
HUBBELL INCORPORATED
BRIDGEPORT, CT

DR. BY MYA	APP. BY WUH
TR. BY	SCALE HALF
CHK'D BY WUH	DATE 7/15/08

CODE 74545

DIMENSION SHEET FOR CAT. NO.
SEE TABLE

REPAIRABLE ☐ NON-REPAIRABLE ☐

B

M-10690

1