

M-9412 5

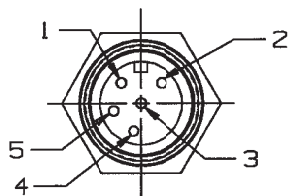


FIGURE 1

WIRE	COLOR
1	BLACK
2	WHITE
3	GREEN/YELLOW
4	BLACK
5	BLACK

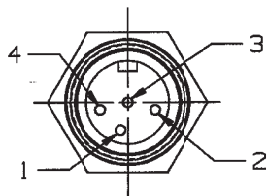


FIGURE 2

WIRE	COLOR
1	BLACK
2	BLACK
3	GREEN/YELLOW
4	BLACK

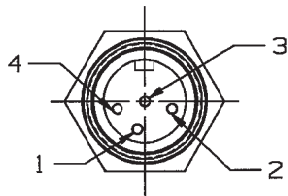


FIGURE 3

WIRE	COLOR
1	BLACK
2	WHITE
3	GREEN/YELLOW
4	BLACK

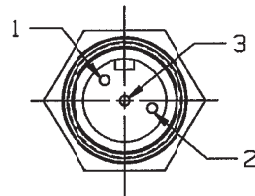


FIGURE 4

WIRE	COLOR
1	BLACK
2	WHITE
3	GREEN/YELLOW

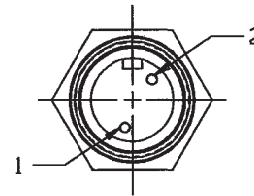


FIGURE 5

WIRE	COLOR
1	BLUE
2	BLUE

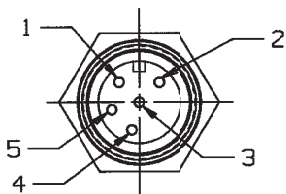


FIGURE 6

WIRE	COLOR
1	BLACK
2	BLACK
3	GREEN/YELLOW
4	BLACK
5	BLACK

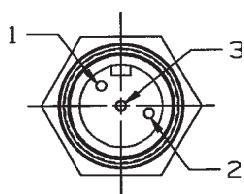
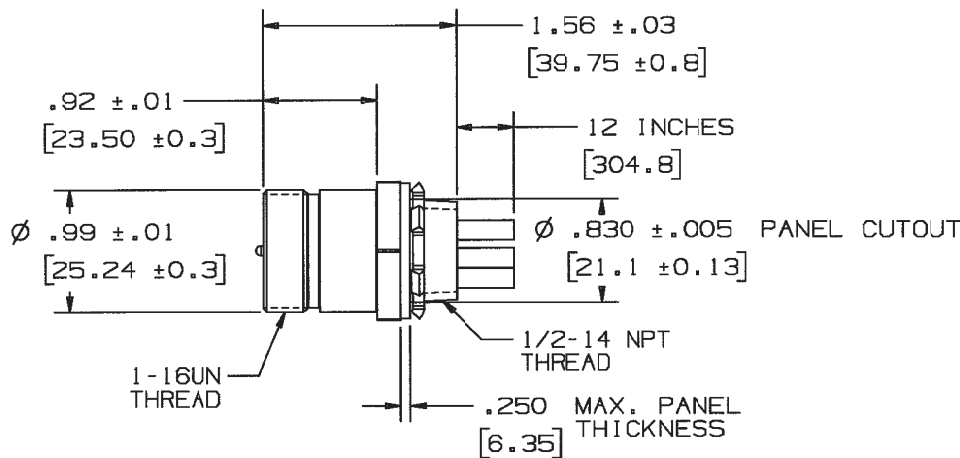


FIGURE 7

WIRE	COLOR
1	BLACK
2	BLACK
3	GREEN/YELLOW



NOTES: UNLESS OTHERWISE SPECIFIED:

- UL LISTED (PRODUCT CATEGORY CYJV). NOT FOR CURRENT INTERRUPT, RATING 20A/600VAC. WIRE - LISTED TYPE MTW
- DIMENSIONS ARE IN INCHES [mm].
- THESE DEVICES SHALL CONFORM TO LINKOSITY SPECIFICATIONS -0015, -0177.
- LINKOSITY™ IS A TRADEMARK OF LOCKHEED MARTIN.

LIST OF PARTS		
DESCRIPTION	MATERIAL	FINISH
RECEPTACLE SHELL	BRASS	NICKEL PL.
INSULATOR	NYLON	WHITE
LOCKNUT	STEEL	ZINC PL.
GASKET	RUBBER	YELLOW
SOCKET CONTACT	COPPER ALLOY	GOLD OVER Pd/Ni
WIRE 12 AWG	COPPER	STRANDS

SYN	REVISIONS	APP	DATE
5	ADDED FIGURE 7 & "RM2003PAXXX" TO TABLE PER DCN 13446 RCM	JPP	10/30/06
4	ADDED FIGURE 6 & "RM2005PAXXX" TO TABLE PER DCN 13211 RCM	JPP	8/20/06
3	7/08/05 REVISED ADDED TOLERANCE & METRIC EQUIV. ADDED NOTES 1 THRU 4 PER DCN 12340 CAC	JPP	7/11/05
2	12/14/04 REVISED CHANGED DIMS. FROM 1.44 TO 1.56 FROM .80 TO .92 CHANGE O'RING TO GASKET ON LIST PER DCN 12131 CAC	GPH	12/15/04
1	7/19/04 RELEASED PER EC#11855 MJM	RDk	7/19/04

CATALOG NUMBER <small>(XXX INDICATES LENGTH)</small>	SEE FIGURE NUMBER	NUMBER OF POLES
RM2005PBXXX	1	5
RM2004PAXXX	2	4
RM2004PBXXX	3	4
RM2003PBXXX	4	3
RM2002PBXXX	5	2
RM2005PAXXX	6	5
RM2003PAXXX	7	3

THE DESIGN AND DIMENSIONS OF THE PRODUCT SHOWN ON THIS DRAWING ARE SUBJECT TO CHANGE WITHOUT NOTICE	
TITLE 20A MALE RECEPTACLE ASSY. LINKOSITY™ (2P-5P)	
TOLERANCES UNLESS OTHERWISE SPECIFIED	WIRING DEVICE-KELLEMS HUBBELL INCORPORATED BRIDGEPORT, CT
FRACTIONS ± 1/64	DF. BY MJM APP. BY RDK
DECIMALS ± .005	TR. BY SCALE 2:1
ANGLES ± 2°	CK'D BY RDK DATE 7/18/04

DIMENSION SHEET FOR CAT. NO. M-9412  
 SEE TABLE  
 REPAIRABLE   
 NON-REPAIRABLE