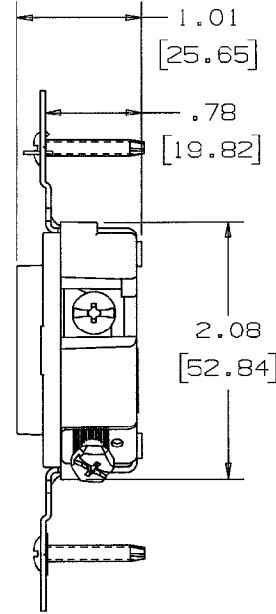
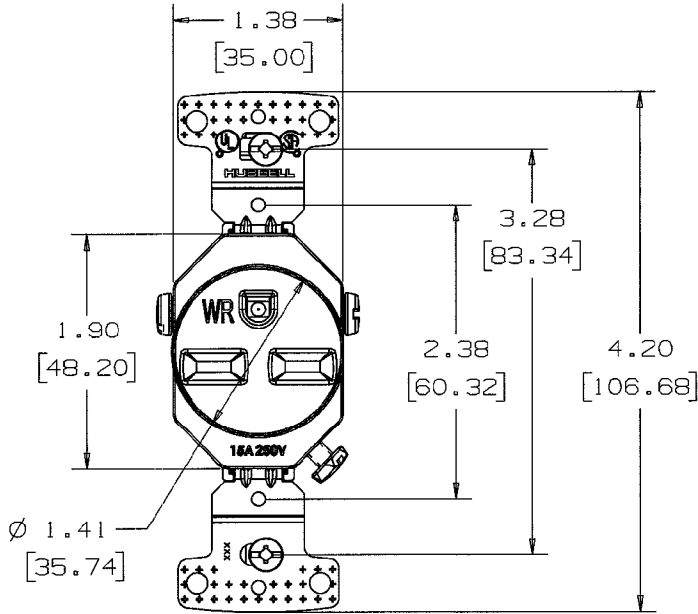
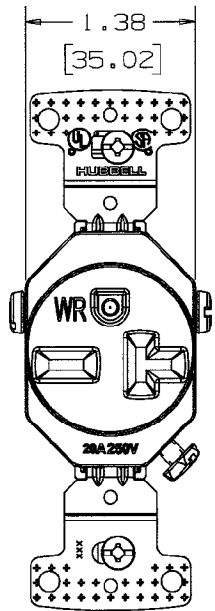


**M-10808** | 1



CATALOG NO'S	COLOR	CONFIG	RATING
RR155WR	BROWN	NEMA 6-15R	15A 250V
RR1551WR	IVORY		
RR155WWR	WHITE		
RR155GYWR	GRAY		
RR155BKWR	BLACK		
RR155ALWR	ALMOND		
RR155LAWR	LIGHT ALMOND		
RR205WR	BROWN	NEMA 6-20R	20A 250V
RR2051WR	IVORY		
RR205WWR	WHITE		
RR205GYWR	GRAY		
RR205BKWR	BLACK		
RR205ALWR	ALMOND		
RR205LAWR	LIGHT ALMOND		

NOTE:  
 1) #14 AWG TO #10 AWG SOLID AND OR STRANDED COPPER WIRE ONLY  
 2) DIM'S ARE IN INCHES [MM].

DESCRIPTION	MATERIAL	FINISH
COVER	PLASTIC	SEE TABLE
DRIVE SCREW	STEEL	ZINC
BASE	PLASTIC	YELLOW
BRIDGE	STEEL	ZINC
TERM ASSY	BRASS	
GROUNDING SPRING	SS	
SCREW	SS	
WASHER	PLASTIC	
SCREW	STEEL	ZINC

1 10/30/07 RELEASED TO PRODUCTION PER DCN# 14354 DMP 10/30/07

SYM	REVISIONS	APP	DATE

THE DESIGN AND DIMENSIONS OF THE PRODUCT SHOWN ON THIS DRAWING ARE SUBJECT TO CHANGE WITHOUT NOTICE

TITLE  
WR SINGLE RECEP 250V

TOLERANCES UNLESS OTHERWISE SPECIFIED	WIRING DEVICE-KELLEMS HUBBELL INCORPORATED BRIDGEPORT, CT.	
FRACTIONS ± 1/64	DR. BY DMP	APP. BY RK
DECIMALS ± .005	TR. BY	SCALE 1:1
ANGLES ± 2°	CHK'D BY RK	DATE 10/30/07

DIMENSION SHEET FOR CAT. NO. M-10808  
 REPAIRABLE  NON-REPAIRABLE