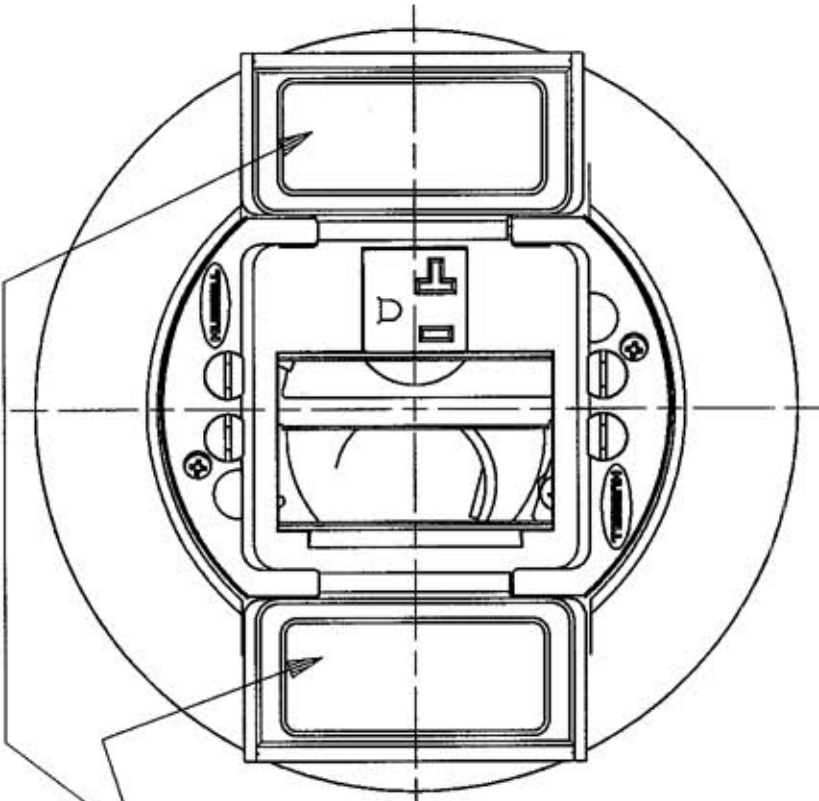
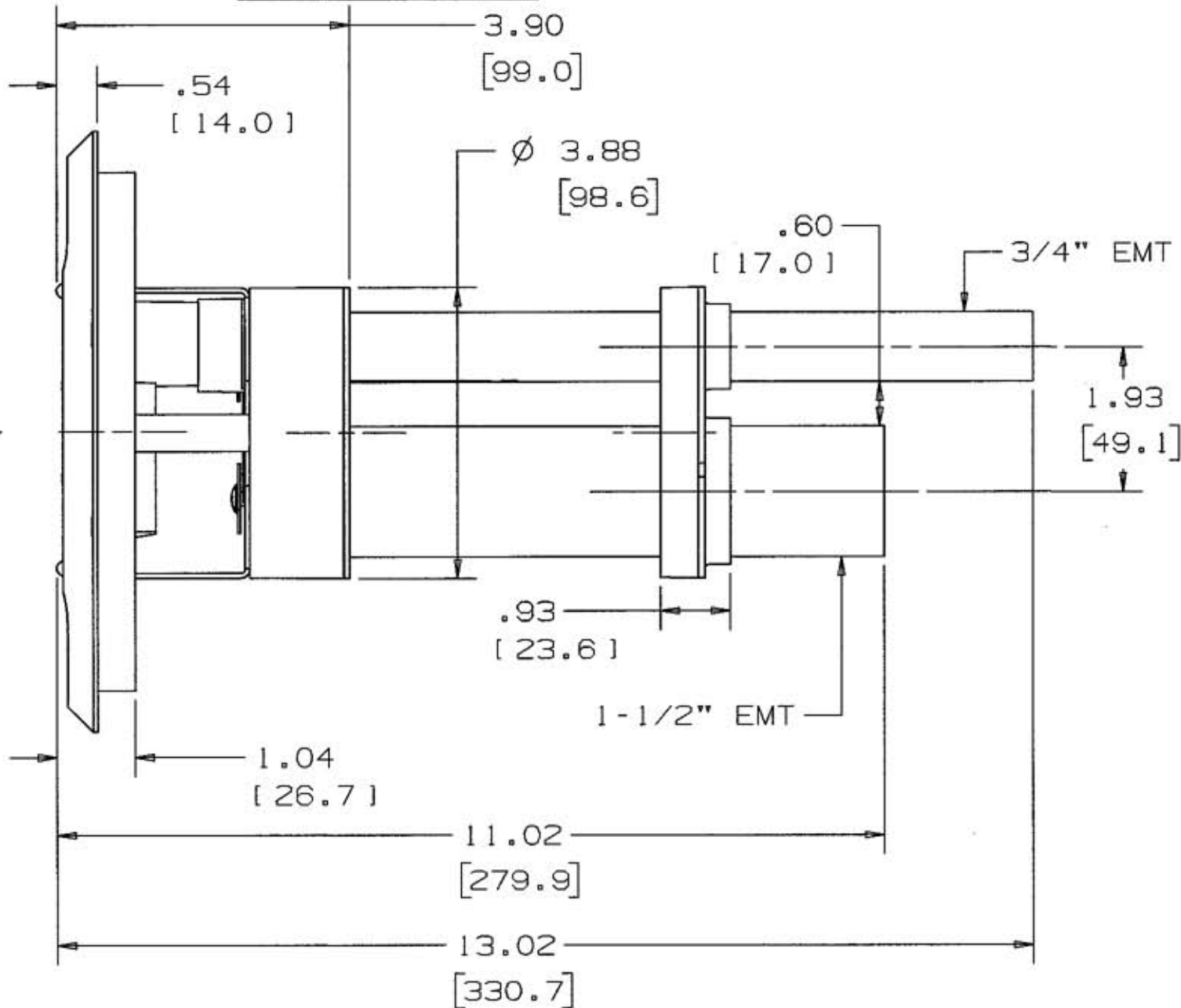
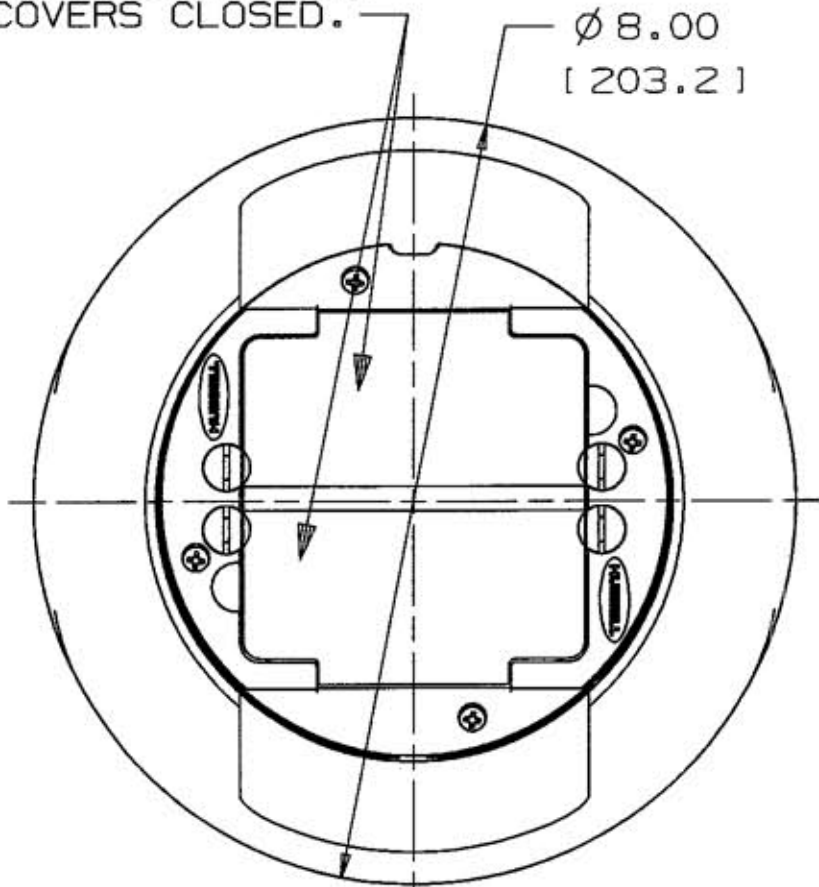


M-10053 3

VIEW SHOWN WITH COVERS CLOSED.



VIEW SHOWN WITH COVERS OPEN.

NOTES: UNLESS OTHERWISE SPECIFIED:
1. DIMENSIONS IN INCHES [MM].

CATALOG NO.	DESCRIPTION	COLOR
SIPT3IMBRS	1 PC. 3U INFINE 20A, FRPT	BRASS
SIPT3IMBL	1 PC. 3U INFINE 20A, FRPT	BLACK
SIPT3IMGY	1 PC. 3U INFINE 20A, FRPT	GRAY
SIPT3IMAL	1 PC. 3U INFINE 20A, FRPT	ALUM

LIST OF PARTS

DESCRIPTION	MATERIAL	FINISH
CARPET FLANGE	CAST ALUM.	
(4) SCREW, COVER	STEEL	ZINC PLT.
FLOOR CUP	GALV. CRS	
(2) POSITION CLIP	STAIN. STL.	
(2) SCREW, MTG. CLIP	STEEL	ZINC PLT.
(2) FIRE BARRIER	FIRE BAR. MATL.	
WIRING TUBE ASSEMBLY		
(4) SCREW, TORX PN.HD.	STEEL	ZINC PLT.
GASKET, EXTERIOR	RUBBER	BLACK
SUB PLATE 3U INFINI	CAST ALUM.	BLACK
GASKET FLANGE	RUBBER	BLACK
SINGLE 5-20R RECEP.	THERMOSET	BLACK
INSULATOR, AC	THERMOPLASTIC	GRAY
UNIVERSAL COVER ASM	CAST ALUM.	
DIVIDER EXTENSION	GALV. CRS	

REV	DESCRIPTION	APP	DATE
3	ADDED DIVIDER EXTENSION PER DCN 14231 MSS	SM	10/19/07
2	ADD VIEW, COVERS OPEN. REMOVE, NOTES 2-3-4, & TOLS ON DIM. 3.90 -3.88 -11.02 -13.02. & CALLOUT, FASTEN TO REQUIRED HEIGHT. DCN 14281 GPK	DJP	10/3/07
1	NEW RELEASE PER DCN 12971 CAC	CAC	3-8-06

THE DESIGN AND DIMENSIONS OF THE PRODUCT SHOWN ON THIS DRAWING ARE SUBJECT TO CHANGE WITHOUT NOTICE

TITLE SYSTEM ONE
FRPT ASSEMBLY
1PC. 3U INFINE 20AMP

TOLERANCES UNLESS OTHERWISE SPECIFIED	WIRING DEVICE-KELLEMS HUBBELL INCORPORATED BRIDGEPORT, CT	
FRACTIONS ±1/64	DR. BY CAC	APP. BY CAC
DECIMALS ±.010	TR. BY	SCALE
ANGLES ±2°	CHK'D BY CAC	DATE 3-03-06

DIMENSION SHEET FOR CAT. NO. M-10053
 REPAIRABLE NON-REPAIRABLE
 SEE TABLE
 B
 M-10053
 W