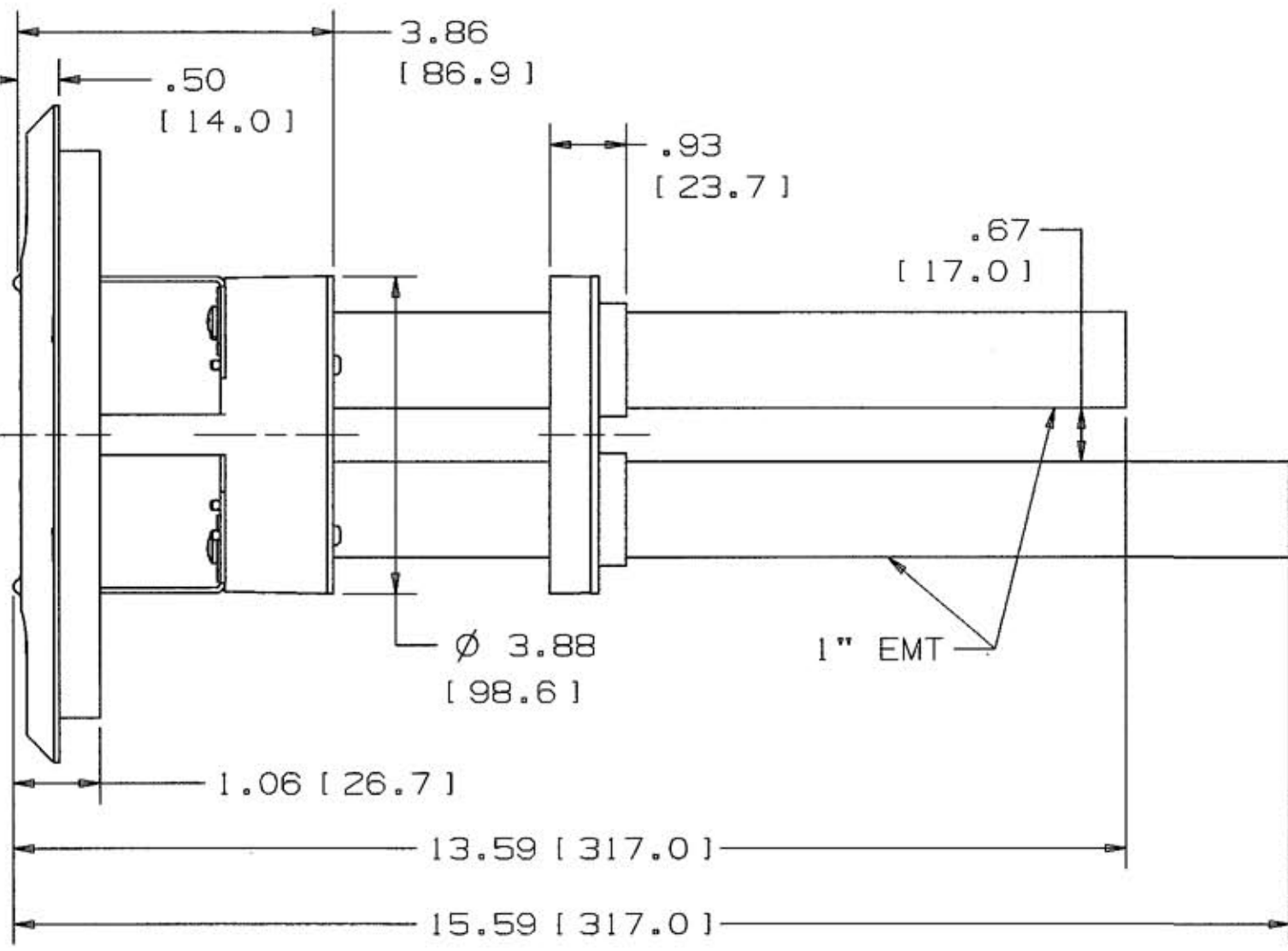
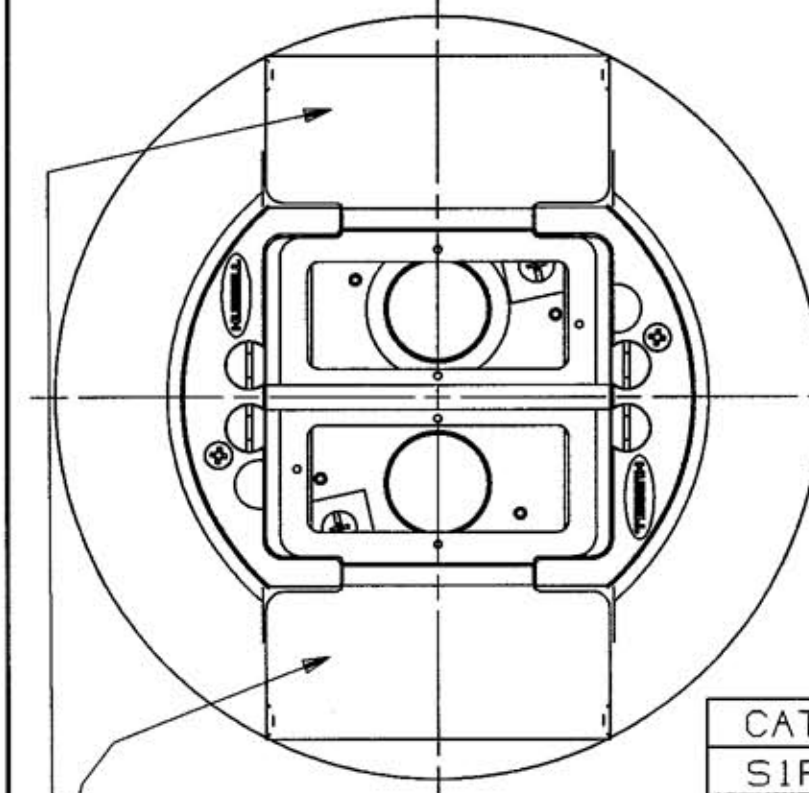
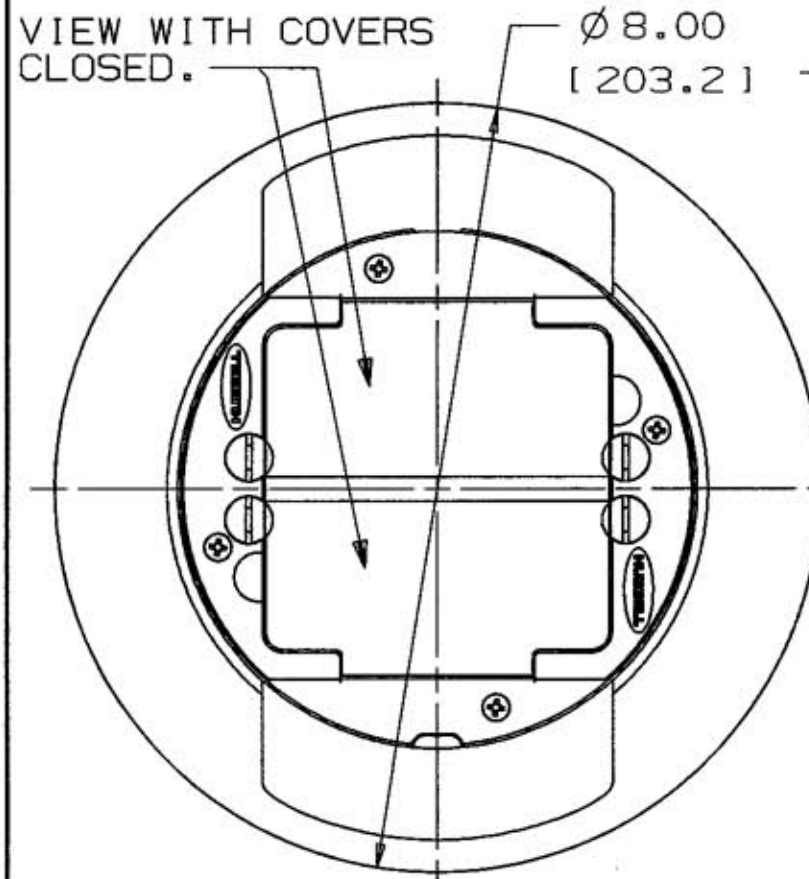


M-9502 6



LIST OF PARTS		
DESCRIPTION	MATERIAL	FINISH
CARPET FLANGE	CAST ALUM.	
(4) SCREW, COVER	STEEL	ZINC PLT.
FLOOR CUP SIDE/SIDE	GALV. CRS	
(2) POSITION CLIP	STAIN. STL.	
(2) SCREW, MTG. CLIP	STEEL	ZINC PLT.
(3) FIRE BARRIER	FIRE BAR. MATL.	
WIRING TUBE ASSEMBLY		
(4) SCREW, TORX PN.HD.	STEEL	ZINC PLT.
GASKET, EXTERIOR	RUBBER	BLACK
SUB PLATE STY/GFI	CAST ALUM.	BLACK
GASKET FLANGE	RUBBER	BLACK
(2) DRIVE SCREW	STEEL	ZINC PLT.
DIVIDER, VOLTAGE	THERMOPLASTIC	GRAY
UNIVERSAL COVER ASM	CAST ALUM.	

SYMBOL	REVISIONS	APP	DATE
6	ADD VIEW COVERS OPEN. DCN 14281 GPK	DJP	10/2/07
5	ADDED CAT NO SIPTAL PER DCN# 12778 PJT	TLS	12/13/05
4	UPDATED UNIV. COVER ASSY. PER DCN. 12734 TJV	TLS	11-17-05
3	UPDATED ASSEMBLY & ADDED 15.59 PER DCN. 12496 TJV 8-29-05	TLS	8-30-05
2	ADDED .93 [23.7], .67 [17.0], 1" EMT, DELETED 7.00 [162.0], REVISED TITLE BLOCK FOR SYSTEM ONE, ADDED POWDER COAT TO DESC IN TABLE PER DCN 12261 TLS	TLS	3-8-05
1	DCN11999 INITIAL RELEASE	TLS	11-8-04

THE DESIGN AND DIMENSIONS OF THE PRODUCT SHOWN ON THIS DRAWING ARE SUBJECT TO CHANGE WITHOUT NOTICE

TITLE SYSTEM ONE  
FRPT ASSEMBLY  
IPC. STYLELINE/GFI

CATALOG NO.	DESCRIPTION
SIPTBRS	1 PC. S1 STYLELINE/GFI, BRASS FINISH POWDER COAT
SIPTBL	1 PC. S1 STYLELINE/GFI, BLACK POWDER COAT
SIPTGY	1 PC. S1 STYLELINE/GFI, GRAY POWDER COAT
SIPTAL	1 PC. S1 STYLELINE/GFI, ALUM FINISH POWDER COAT

TOLERANCES UNLESS OTHERWISE SPECIFIED		WIRING DEVICE-KELLEMS HUBBELL INCORPORATED BRIDGEPORT, CT	
FRACTIONS	± 1/64	DR. BY	PAC
DECIMALS	± .005	TR. BY	SCALE NONE
ANGLES	± 2°	CHK'D BY	TLS
		APP. BY	TLS
		DATE	9-21-04

DIMENSION SHEET FOR CAT. NO. M-9502  
 REPAIRABLE  NON-REPAIRABLE  B