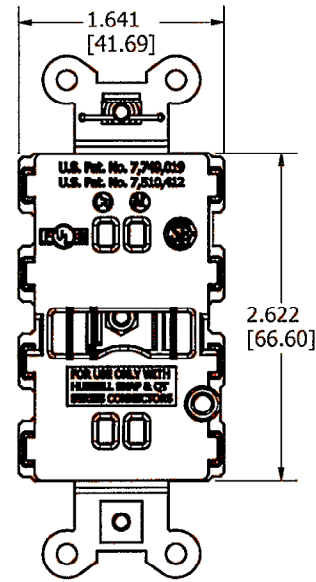
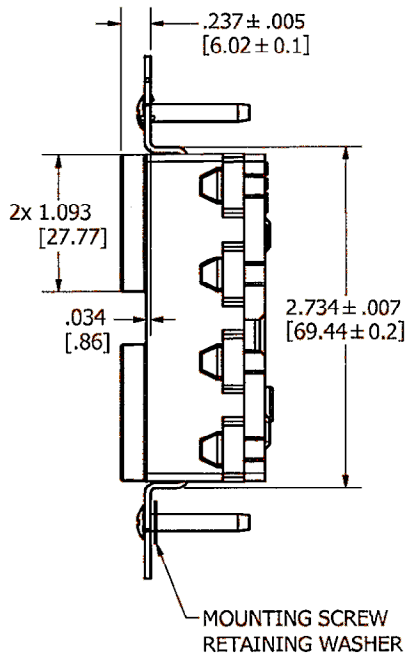
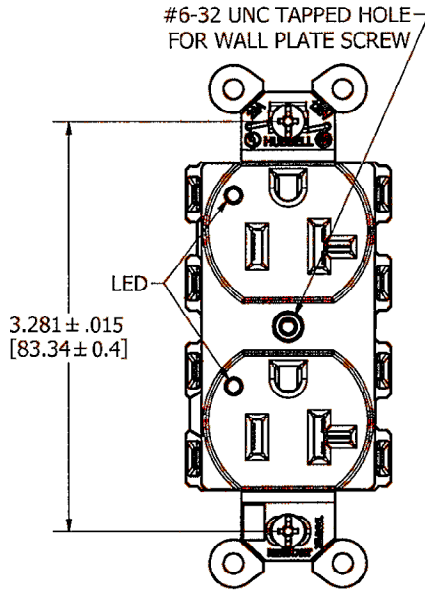


M-12312 2



LIST OF PARTS		
DESCRIPTION	MATERIAL	FINISH
TOP	NYLON 6/6	SPI A-3
BASE	NYLON 6/6	SPI A-3
LINE CONTACTS	BRASS	
GROUND CONTACT	BRASS	
BRIDGE	.04 GALV STL	
STAPLE	S.S.	
WASHER	PVC FILM	BLACK
MOUNTING SCREWS	STEEL	ZINC PLT

DIMENSION SHEET FOR CMT NO.

REPAIRABLE

NON-REPAIRABLE

**B**

M-12312

2

2	UPDATED PER DCN19103 EB	TLS	10/17/12
1	RELEASED PER DCN19066 EB	TLS	
SYM	DESCRIPTION	APPROVED	DATE

RATING	BROWN	IVORY	GRAY	WHITE	BLACK	ALMOND	LIGHT ALMOND	OFFICE WHITE	ORANGE	RED	BLUE
15A	SNAP5262LTR	SNAP5262ILTR	SNAP5262GYLTR	SNAP5262WLTR	SNAP5262BKLTR	SNAP5262ALLTR	SNAP5262LALTR	--	--	SNAP5262RLTR	SNAP5262BLLTR
20A	SNAP5362LTR	SNAP5362ILTR	SNAP5362GYLTR	SNAP5362WLTR	SNAP5362BKLTR	SNAP5362ALLTR	SNAP5362LALTR	--	--	SNAP5362RLTR	SNAP5362BLLTR

THE DESIGN AND DIMENSIONS OF THE PRODUCT SHOWN ON THIS DRAWING ARE SUBJECT TO CHANGE WITHOUT NOTICE

TITLE  
 DUPLEX RECEPTACLE, 15/20A 125V  
 NON IG, TR & LED

TOLERANCES UNLESS OTHERWISE SPECIFIED	WIRING DEVICE-KELLEMS HUBBELL INCORPORATED SHELTON, CT
FRACTIONS ±1/64	DR. BY <b>ebazayev</b> APP. BY
DECIMALS ±.005	TR. BY SCALE 1:1
ANGLES ±2°	CHK'D BY DATE <b>9/4/2012</b>

NOTES:  
 1. DIMENSIONS ARE IN INCHES [MM].  
 2. ALL DEVICES UL LISTED AND CSA CERTIFIED.