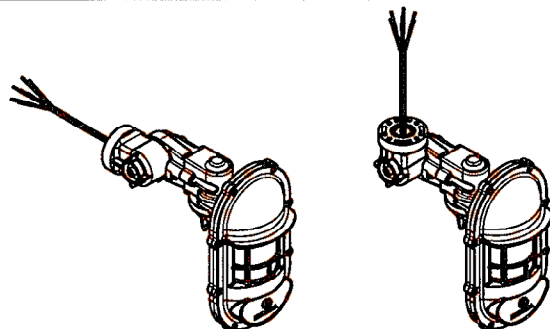


M-12190

2

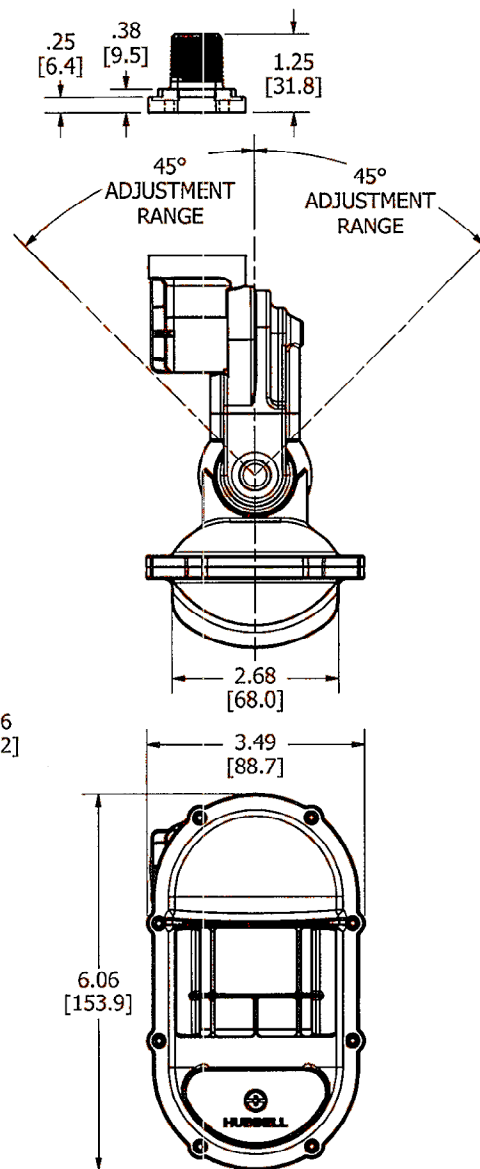
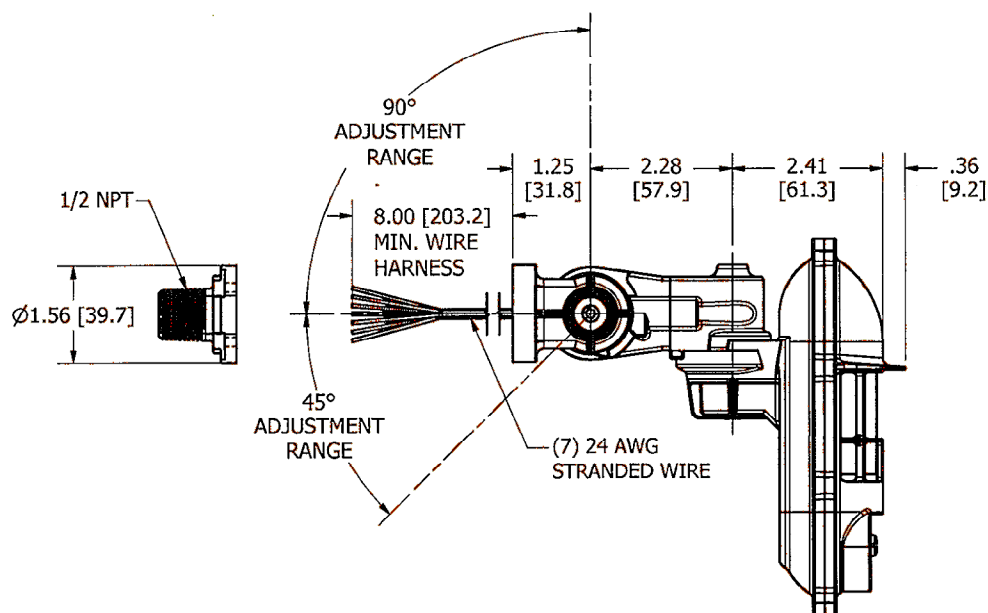


WALL MOUNT

CEILING MOUNT

NOTES:

1. ALL DIMENSIONS ARE IN INCHES AND [MILLIMETERS].
2. USE WITH CU300 SERIES (CU3**) CONTROL UNITS, SOLD SEPARATELY.
3. USE HAP SERIES (HAP*) MOUNTING ACCESSORIES, SOLD SEPARATELY.
4. NEMA 4X RATED ENCLOSURE.
5. -40°F (-40°C) TO 149°F (65°C) OPERATING TEMPERATURE RANGE.
6. 1/2 INCH NPT ADAPTER AND MOUNTING HARDWARE INCLUDED.



LIST OF PARTS

DESCRIPTION	MATERIAL	FINISH
HOUSING	THERMOPLASTIC	GRAY
LENS	THERMOPLASTIC	WHITE
SEALS	ELASTOMERIC	
HARDWARE	300 SERIES SS	
1/2" ADAPTER	THERMOPLASTIC	GRAY

2	REVISED PER DCN20132	SBW	10/15/13
1	RELEASED PER DCN18747	SBW	7/29/13
SYM	DESCRIPTION	APP	DATE

THE DESIGN AND DIMENSIONS OF THE PRODUCT SHOWN ON THIS DRAWING ARE SUBJECT TO CHANGE WITHOUT NOTICE

TITLE
HARSH SENSOR ASSEMBLY

TOLERANCES UNLESS OTHERWISE SPECIFIED

.XX = ± .01
.XXX = ± .005
ANGLES = ± 2°

WIRING DEVICE-KELLEMS
HUBBELL INCORPORATED
SHELTON, CT.

DR. BY	SBW	APP. BY	
TR. BY		SCALE	1/2
CHK'D BY	SM	DATE	7/16/2013

CODE 74545

DIMENSION SHEET FOR CAT. NO.

AHP1600WRP

REPAIRABLE ☐NON-REPAIRABLE ☒

B

M-12190

2