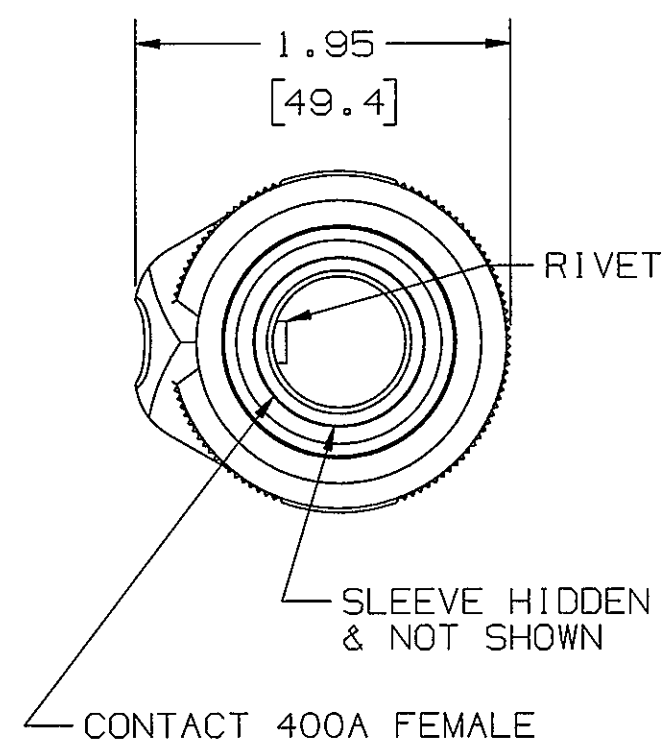
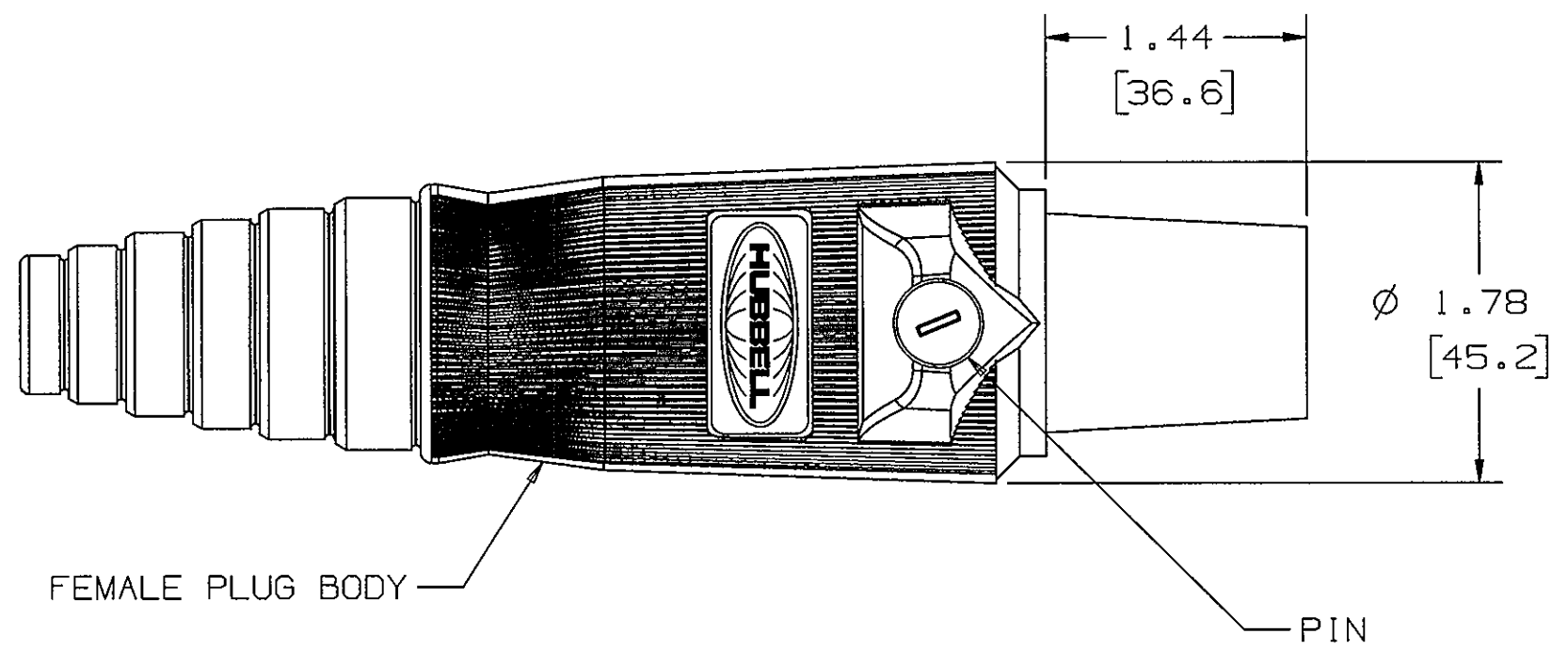
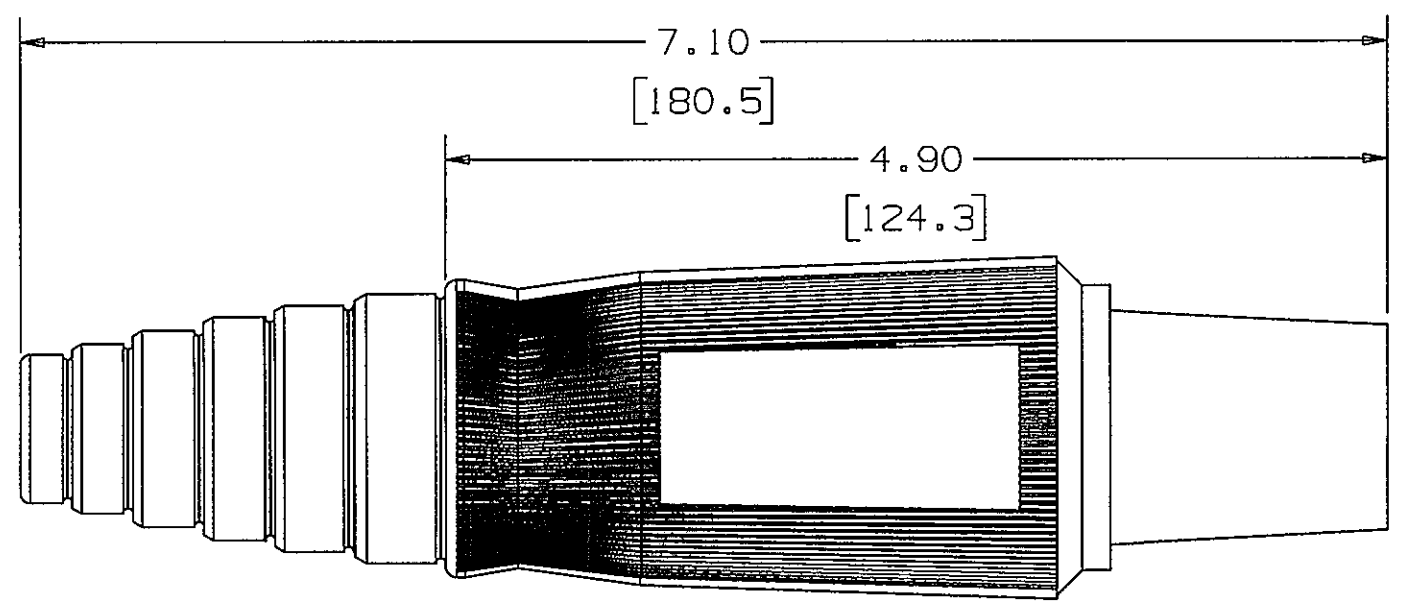


M-8911 3



- NOTES:
- DIMENSIONS ARE INCHES ±.02 [mm] ±.5
 - CABLE SIZE: 2/0 AWG - 4/0, COPPER ONLY
 - RATING 600VAC/250VDC 400 AMPS
 - UL/c-UL ENCLOSURE TYPES 3R, 4X, 12, SEE INSTRUCTION SHEET
 - 1/2-20 UNF-2A X 1/2 LG. 7/32 SOCKET HEAD SET SCREWS, LEAD WIRE & COPPER SHEET NOT SHOWN.

HUBBELL CAT. NO.	COLOR
HBL400FBK	BLACK
HBL400FW	WHITE
HBL400FGN	GREEN
HBL400FR	RED
HBL400FBL	BLUE
HBL400FO	ORANGE
HBL400FBN	BROWN
HBL400FY	YELLOW

LIST OF PARTS		
DESCRIPTION	MATERIAL	FINISH
FEMALE PLUG BODY	TPE	SEE TABLE
SLEEVE	NYLON	BLACK
CONTACT 400A FEMALE	BRASS	
RIVET	BRASS	
PIN	NYLON	BLACK
SET SCREW	STEEL	NICKEL
LEAD WIRE	COPPER	
COPPER SHEET	COPPER	

SYM	REVISIONS	APP	DATE
3	3-21-12 DIM. 7.10 WAS 6.84 (ADDED 6th RING TO BODY) PER DCN 18725 CZH	CZH	3/21/12
2	REMOVE MOLDED IN TEXT FROM VIEWS, ADDING REFERENCE SET TO THIS DRAWING & FILE D-58727-01 REMOVE Ø 1.06 [27.0] & Ø 1.22 [31.0] ADD CONTACT 400A FEMALE CALL-OUT ADD ±.02 & ±.5 TO NOTE 1 CHANGED NOTE 4 LIST OF PARTS DESCRIPTION FEMALE PLUG WAS PER DCN 11484 TwB	TWB	12/15/04
1	RELEASED PER DCN 10992 MJM	TWB	6/26/03

THE DESIGN AND DIMENSIONS OF THE PRODUCT SHOWN ON THIS DRAWING ARE SUBJECT TO CHANGE WITHOUT NOTICE

TITLE
SINGLE POLE 400A FEMALE PLUGS

TOLERANCES UNLESS OTHERWISE SPECIFIED	WIRING DEVICE-KELLEMS HUBBELL INCORPORATED BRIDGEPORT, CT	
FRACTIONS ± 1/64	DR. BY MJM	APP. BY TWB
DECIMALS ± .005	TR. BY	SCALE 1:1
ANGLES ± 2°	CHK'D BY TWB	DATE 6/11/03

DIMENSION SHEET FOR CAT. NO. M-8911
 REPAIRABLE NON-REPAIRABLE
 SEE TABLE
 B
 3