
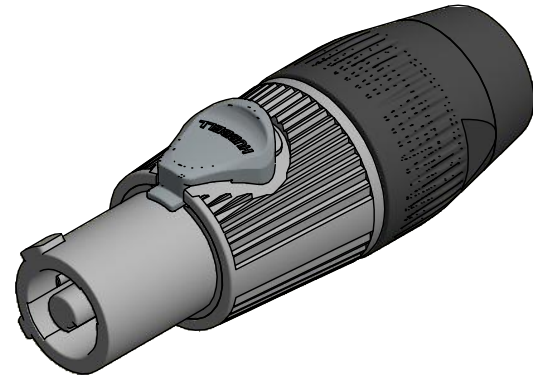
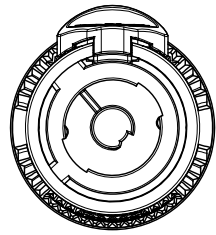
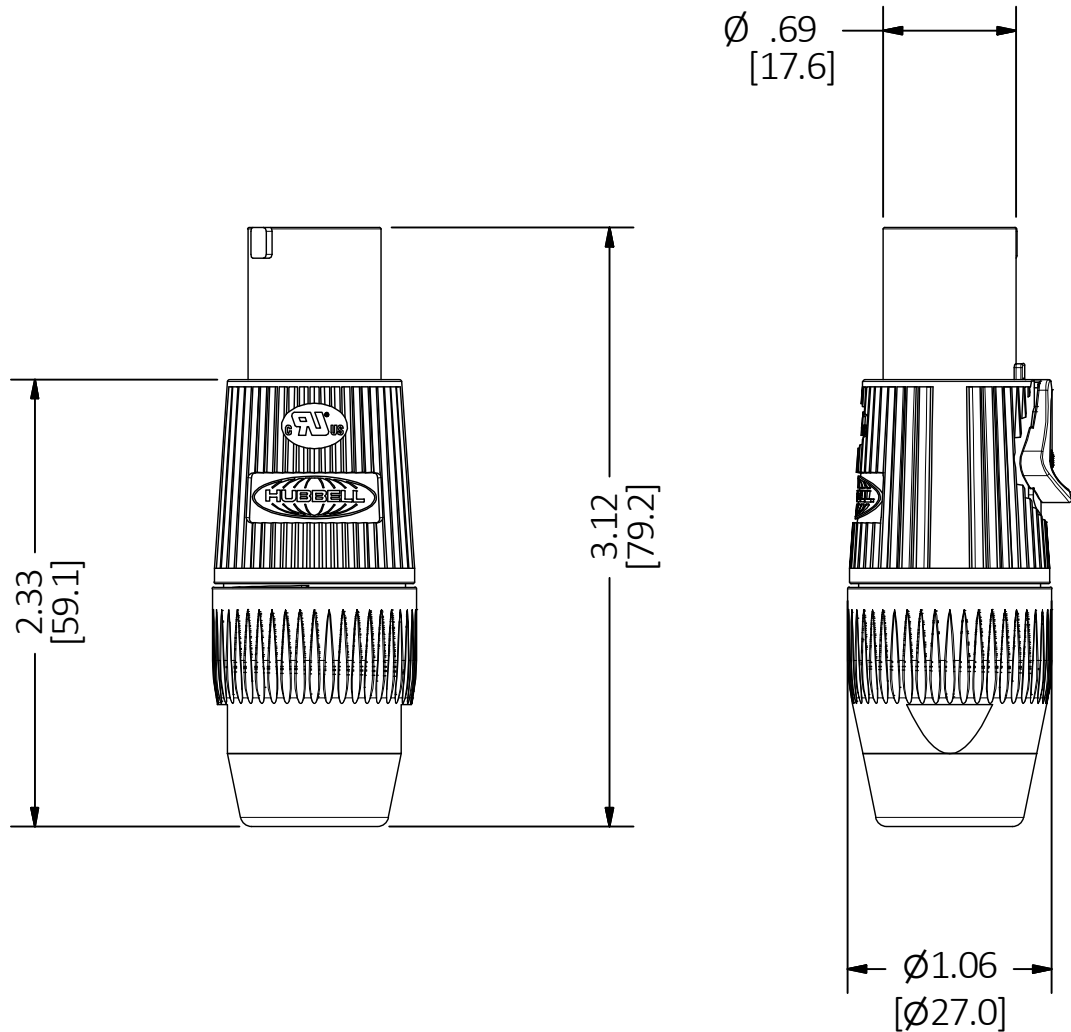


M-13441

2

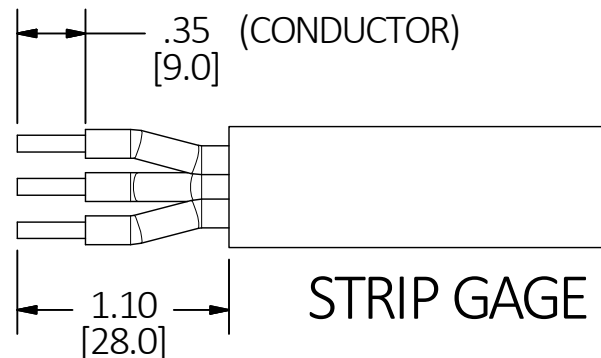


SCALE 1 : 1



NOTES:

1. DIMENSIONS ARE IN INCHES (mm).
2. DEVICES ARE WITHOUT "BREAKING CAPACITY". THE CONNECTORS SHOULD NOT BE CONNECTED OR DISCONNECTED LIVE OR WHEN UNDER LOAD.
3. cULus RECOGNIZED COMPONENTS FOR USA AND CANADA IN CATEGORIES ECBT2 & ECBT8 RESPECTIVELY.
4. LOCKABLE 3-POLE SINGLE PHASE AC CONNECTOR.
5. RATED 25A MAX AT 125 VAC OR 250 VAC.
6. 14 OR 12 AWG STRANDED COPPER WIRE ONLY.
7. CORD RANGE:
SMALL (BLACK) STRAIN RELIEF GRIP: .295" - .475" (7.5 mm - 12 mm).
LARGE (WHITE) STRAIN RELIEF GRIP: .475" - .630" (12 mm - 16 mm).
8. STRAIN RELIEF NUT TORQUE: 8.9 in·lbs MIN (1 N·m MIN).
9. TERMINAL TORQUE: 4.5 in·lbs (0.5 N·m).
10. TERMINAL SCREW TYPE: POZIDRIVE SIZE #1.
11. FOR USE WITH Insul-Lock™ CATALOG NUMBERS HBLPMODGY & HBLPMOOGY.




LIST OF PARTS

DESCRIPTION	MATERIAL	FINISH
CONNECTOR BODY & SHELL	PA66 GF30	GREY
STRAIN RELIEF NUT	PBT & SANTOPRENE	BLACK
SMALL STRAIN RELIEF GRIP	POLYACETAL	BLACK
LARGE STRAIN RELIEF GRIP	POLYACETAL	WHITE
CONTACTS	BRASS	SILVER
TERMINAL SCREWS	STEEL	BLACK ZINC
TERMINAL CLIP	BRASS	NICKEL
RELEASE BUTTON	ZINC ALLOY	NICKEL
SPRING	STAINLESS STEEL	

2	ADDED Insul-Lock™ TO TITLE & NOTE 11 PER DCN 22334 MAM	TLS	12/5/16
1	PER DCN 22330	TLS	8/26/16
REV	DESCRIPTION	APP	DATE

THE DESIGN AND DIMENSIONS OF THE PRODUCT SHOWN ON THIS DRAWING ARE SUBJECT TO CHANGE WITHOUT NOTICE. DIMENSIONS ARE IN INCHES [mm].

TITLE
CUSTOMER DRAWING, Insul-Lock™, CONNECTOR, POWER OUT, GREY



TOLERANCES UNLESS OTHERWISE SPECIFIED .XX = ± .01 .XXX = ± .005 ANGLE TOL. ±2'	DR. BY MAM	SCALE 1 : 1
	CHK. BY TLS	DATE 8/12/16