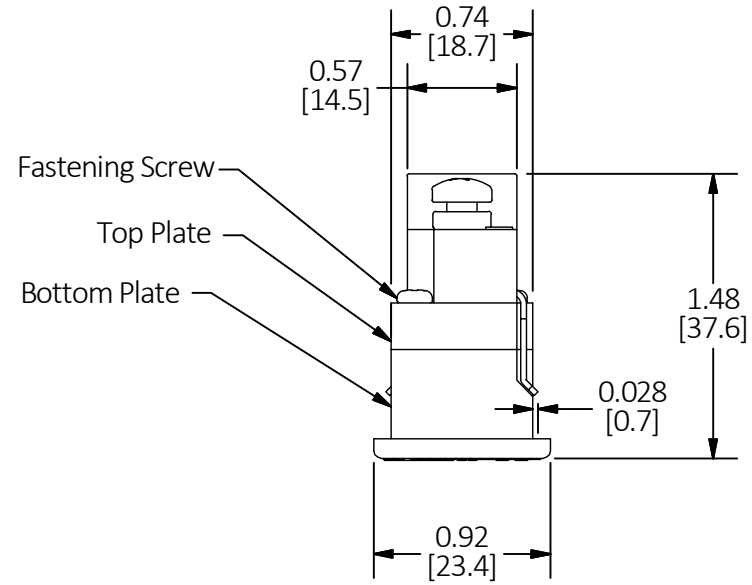
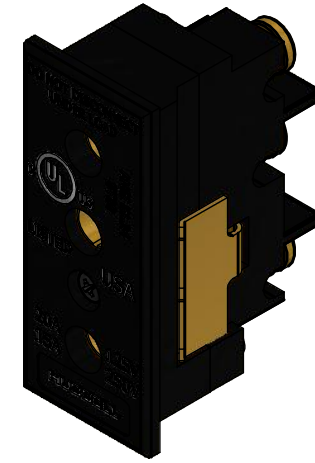


M-13659

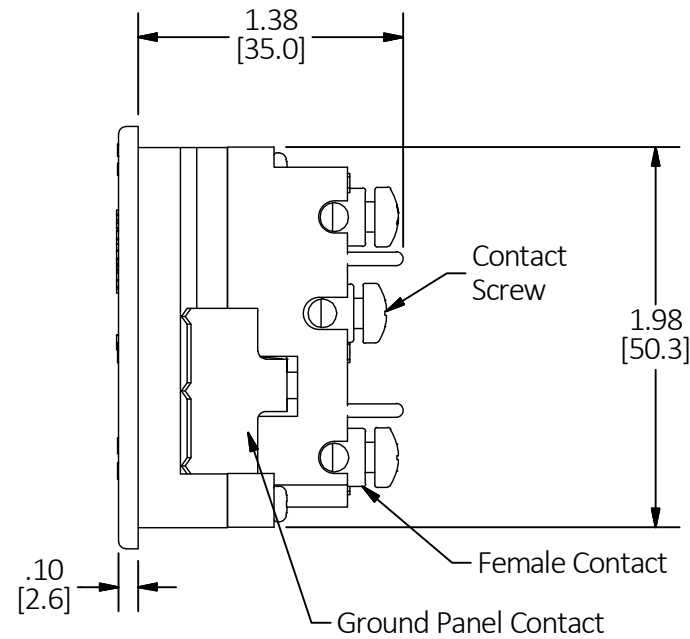
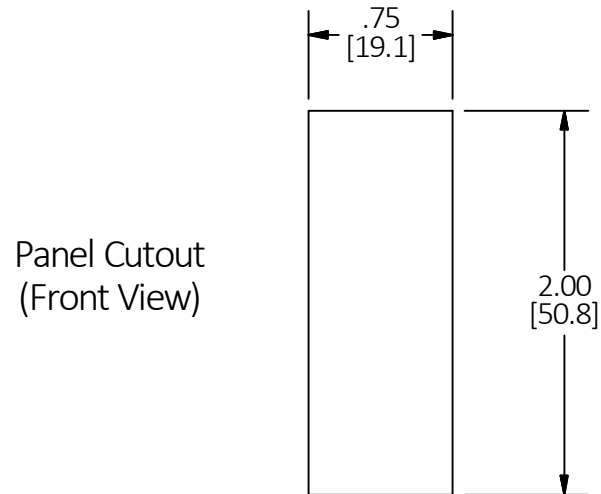
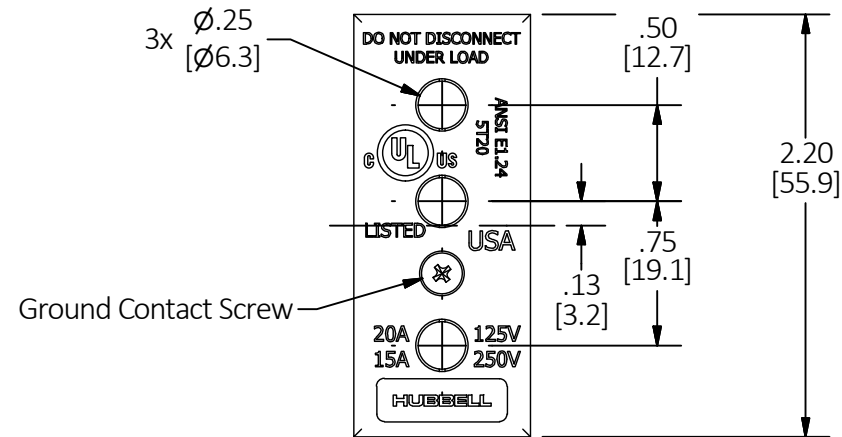
1



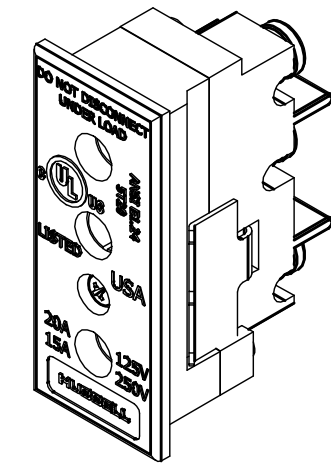
HUBBELL CAT. NO.	COLOR
HBL20SPFR	BLACK
HBL20SPFRW	WHITE
HBL20SPFRB	BLUE
HBL20SPFRRED	RED
HBL20SPFRY	YELLOW
HBL20SPFRO	ORANGE
HBL20SPFRC	CLEAR



Scale 1 : 1



LIST OF PARTS		
DESCRIPTION	MATERIAL	FINISH
Bottom Plate	Thermoplastic	See Table
Top Plate	Thermoplastic	See Table
Female Contact	Brass	Amber
Ground Panel Contact	Brass	Amber
Contact Screw	Brass	Amber
Fastening Screw	Steel	Silver
Ground Contact Screw	Steel	Black
Wire Crimp	Aluminum	Silver



CATALOG NO: HBL20SPFR
(SCALE 1 : 1)

NOTES: UNLESS OTHERWISE SPECIFIED:

- Dimensions are in inches [mm].
- Rated 20A MAX at 125V and/or 15A MAX at 250V. Can be used in AC and DC applications.
- Use with cat. nos. HBL20SPM, HBL20SPMW, HBL20SPMB, HBL20SPMRED, HBL20SPMY, HBL20SPMO, HBL20SPMC.
- Push assembly rearward through cutout and tighten mounting screw to torque of 7 in-lbs.
- Ground terminal not need to be wired seperately ONLY IF mounted to a conductive panel. The Ground Panel Contact provides a conductive path between the ground pin and the panel.
- Wire crimp (provided) may be crimped onto wire and tighten with contact screw at a torque of 12 in-lbs.

1	09-25-2017 NEW RELEASE PER DCN 23355 CAC		
REV	DESCRIPTION	APP	DATE

THE DESIGN AND DIMENSIONS OF THE PRODUCT SHOWN ON THIS DRAWING ARE SUBJECT TO CHANGE WITHOUT NOTICE. DIMENSIONS ARE IN INCHES [mm].

TITLE
20A Female Panel Mount Stage Pin

WIRING DEVICE-KELLEMS
HUBBELL INCORPORATED
SHELTON, CT

TOLERANCES UNLESS OTHERWISE SPECIFIED .XX = ± .01 .XXX = ± .005 ANGLE TOL. ±2°	DR. BY A Di Vita	SCALE 1 : 1
CHK. BY	DATE 6/12/2017	