

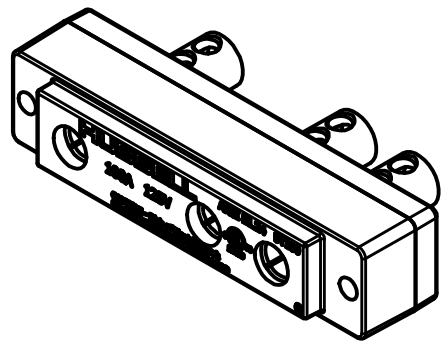
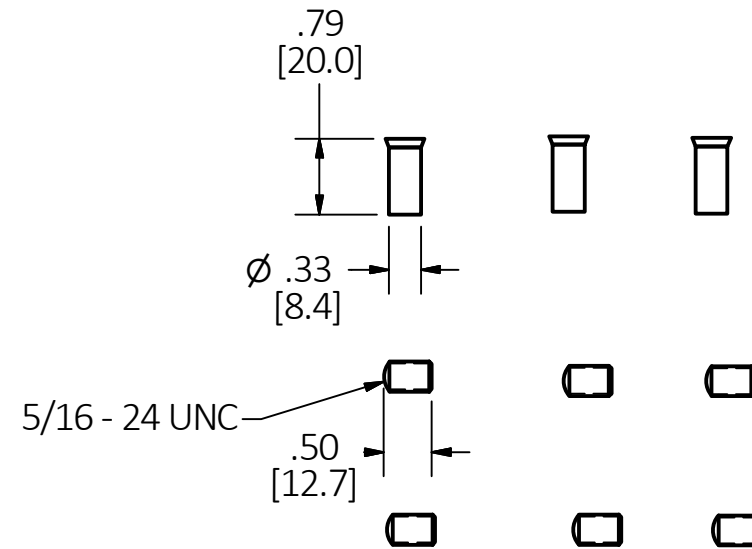
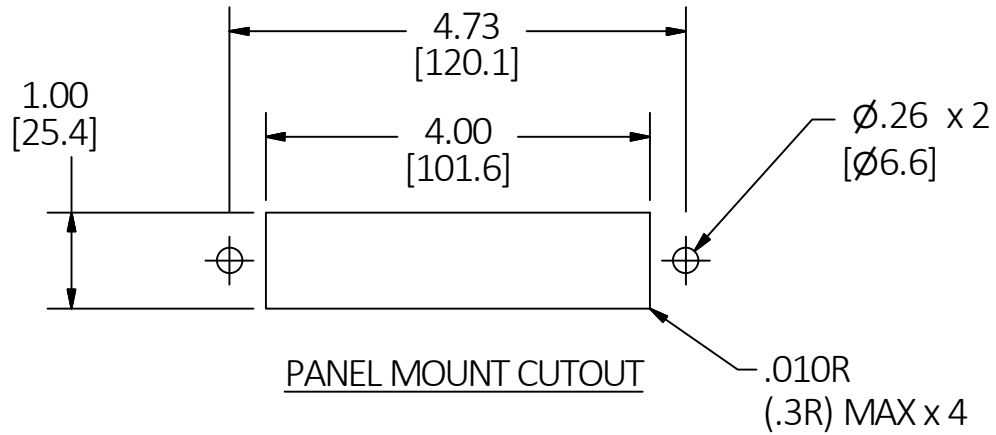
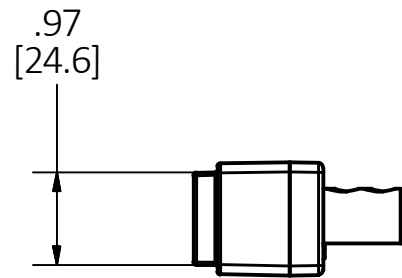
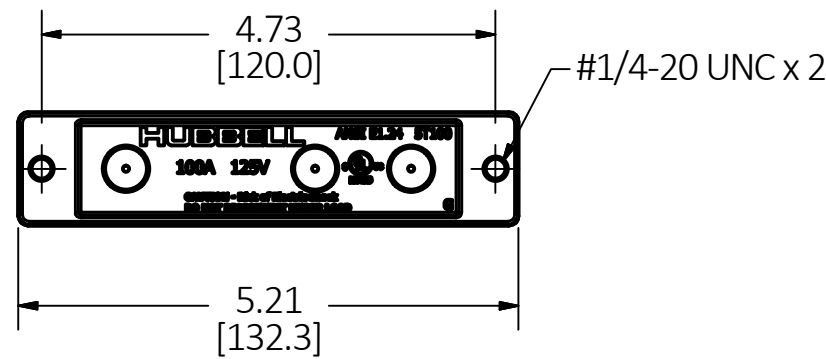
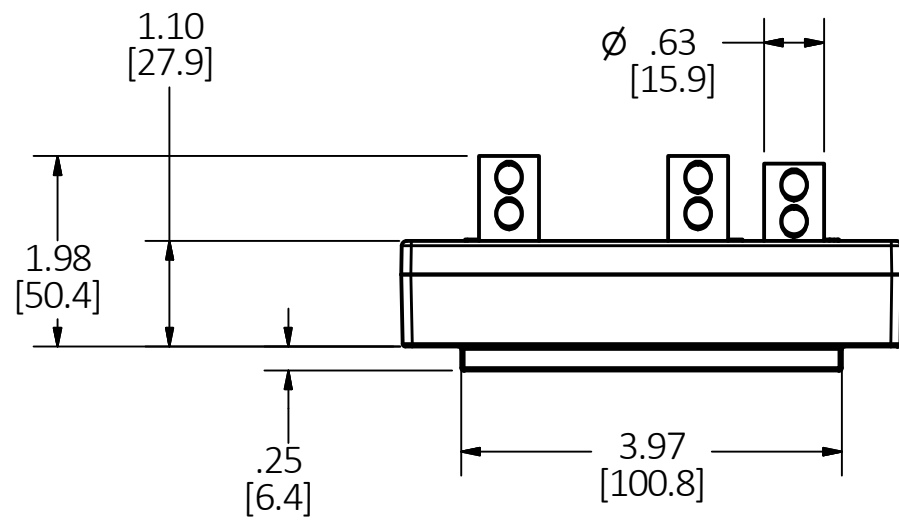
M-13776

1

LIST OF PARTS

DESCRIPTION	MATERIAL	FINISH
TOP	NYLON	BLACK
BOTTOM	NYLON	BLACK
FEMALE CONTACTS	BRASS	BRASS
ASSY SCREWS	STEEL	ZINC
FERRULES	TIN	TIN
SET SCREW	STAINLESS STEEL	PASSIVATED

DIMENSION SHEET FOR CAT. NO. HBL100SPFR

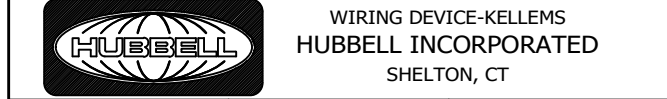


- NOTES:
1. DIMENSION ARE IN INCHES (mm) AND ARE FOR REFERENCE ONLY.
 2. cULus LISTED AND MEETS ESTA ANSI E1.24 STANDARD
 3. WIRE RANGE: #2 AWG, #4 AWG, #6 AWG.
 4. FERRULE PROVIDED FOR #2 AWG WIRE. FOR DIFFERENT WIRE SIZE, USE APPROPRIATE UL LISTED FERRULE NOT PROVIDED.
 5. TERMINAL TORQUE: 20 IN-LBS.
 6. SET SCREW TERMINAL TORQUE: 20 IN-LBS.
 7. MOUNTING SCREWS: #1/4-20 x 1.25 NOT PROVIDED.

1	ORIGINAL RELEASE PER DCN 23376	PFN	11/6/17
REV	DESCRIPTION	APP	DATE

THE DESIGN AND DIMENSIONS OF THE PRODUCT SHOWN ON THIS DRAWING ARE SUBJECT TO CHANGE WITHOUT NOTICE. DIMENSIONS ARE IN INCHES [mm].

TITLE
100A STAGE PIN PANEL MOUNT DSS FEMALE



TOLERANCES UNLESS OTHERWISE SPECIFIED .XX = ± .01 .XXX = ± .005 ANGLE TOL. ±2°	DR. BY	SCALE	1 / 2
	CHK. BY	DATE	

B M-13776 1