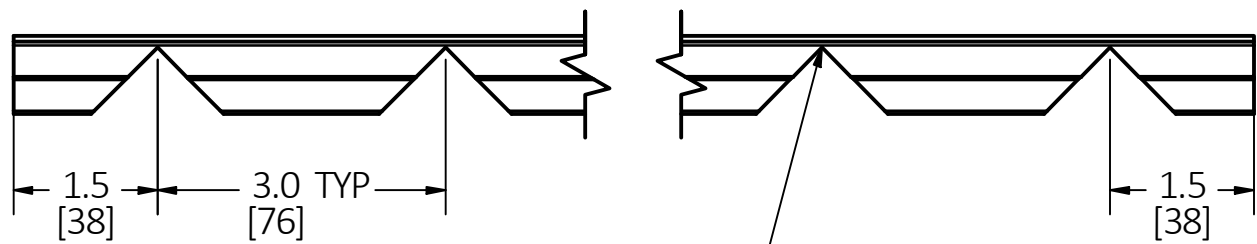
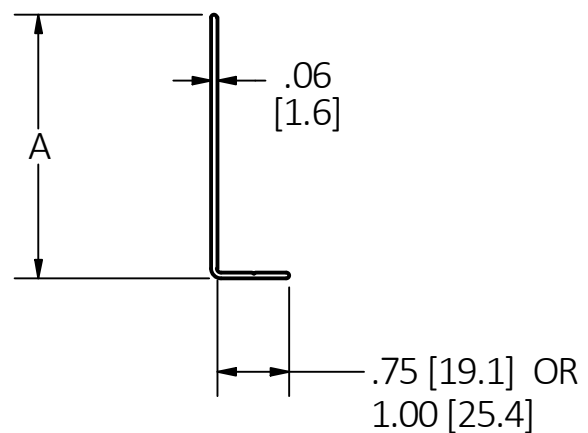
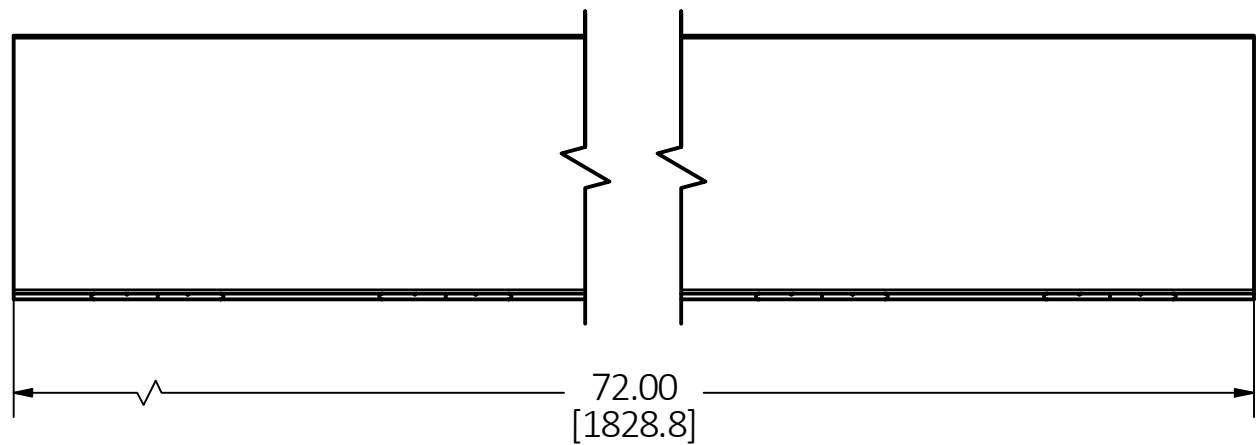


M-14465 1



90° NOTCH X 11/16" DEEP (TYP. 24 PLACES)



CATALOG NUMBER	TRAY SIDE RAIL HEIGHT NOMINAL (in [mm])	TRAY SIDE RAIL HEIGHT ACTUAL (in [mm])	A (in [mm])
LDF46	4 [101.6]	4.25 [108.0]	2.75 [69.9]
LDF66	6 [152.4]	6.25 [158.8]	4.75 [120.7]

- NOTES:
1. ALL DIMENSIONS ARE IN INCHES AND [MILLIMETERS].
 2. PRODUCT IS cULus CLASSIFIED.
 3. SUPPLIED WITH (1) DIVIDER AND (3) #10 X 1" PAN HEAD SELF-DRILLING SCREWS.
 4. THIS DIVIDER IS SUITABLE FOR USE WITH ALL HORIZONTAL ELBOW FITTINGS.
 5. ATTACH TO TRAY RUNGS WITH THE FASTENERS PROVIDED.
 6. INSTALL IN ACCORDANCE WITH NEMA STANDARD VE-2 "CABLE TRAY INSTALLATION GUIDELINES".

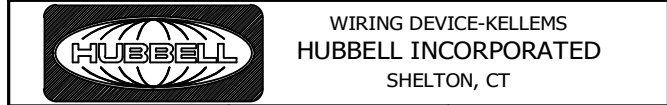
LIST OF PARTS

DESCRIPTION	MATERIAL	FINISH
DIVIDER	ALUMINUM	
SCREWS	STAINLESS STEEL	

1	RELEASED PER DCN211102014008	AD	11/2/21
REV	DESCRIPTION	APP	DATE

THE DESIGN AND DIMENSIONS OF THE PRODUCT SHOWN ON THIS DRAWING ARE SUBJECT TO CHANGE WITHOUT NOTICE. DIMENSIONS ARE IN INCHES [mm].

TITLE
HORIZONTAL FLEXIBLE DIVIDER STRIP, LADDER TRAY



TOLERANCES UNLESS OTHERWISE SPECIFIED .XX = ± .01 .XXX = ± .005 ANGLE TOL. ±2'	DR. BY AD CHK. BY SBW	SCALE 1/2 DATE 10/13/21
-----------------------------------------------------------------------------------------	--------------------------	----------------------------