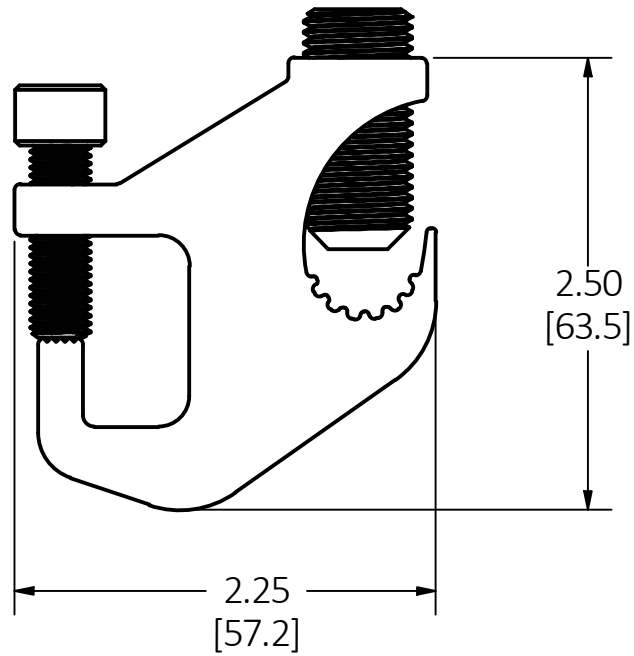
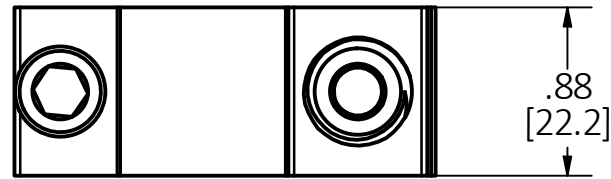
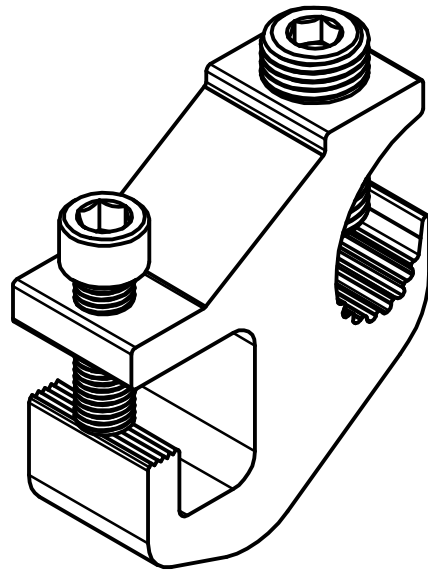


M-14468

1



CONDUCTOR RANGE COPPER OR ALUMINUM	CABLE TRAY SYSTEMS	ALUMINUM FLANGES OR PANELS
6 AWG TO 2/0	ALL NEMA CLASS 12B AND 12C TRAYS	0.060 [1.52] TO 0.089 [2.26] THICK

NOTES:

1. ALL DIMENSIONS ARE IN INCHES AND [MILLIMETERS].
2. PRODUCT IS cULus LISTED.
3. INSTALL IN ACCORDANCE WITH NEMA STANDARD VE-2 "CABLE TRAY INSTALLATION GUIDELINES".

CAGE CODE 74545

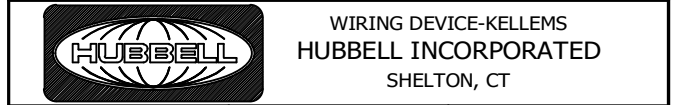
LIST OF PARTS

DESCRIPTION	MATERIAL	FINISH
CLAMP	ALUMINUM	TIN PLATED
SCREWS	STEEL	ZINC PLATED

1	RELEASED PER DCN211102014008	AD	11/2/21
REV	DESCRIPTION	APP	DATE

THE DESIGN AND DIMENSIONS OF THE PRODUCT SHOWN ON THIS DRAWING ARE SUBJECT TO CHANGE WITHOUT NOTICE. DIMENSIONS ARE IN INCHES [mm].

TITLE  
GROUND WIRE ATTACHMENT CLAMP,  
LADDER TRAY



TOLERANCES UNLESS OTHERWISE SPECIFIED .XX = ± .01 .XXX = ± .005 ANGLE TOL. ± 2'	DR. BY AD	SCALE 1 : 1
	CHK. BY SBW	DATE 10/13/21

DIMENSION SHEET FOR CAT. NO.  
LGWAL

B

M-14468

1