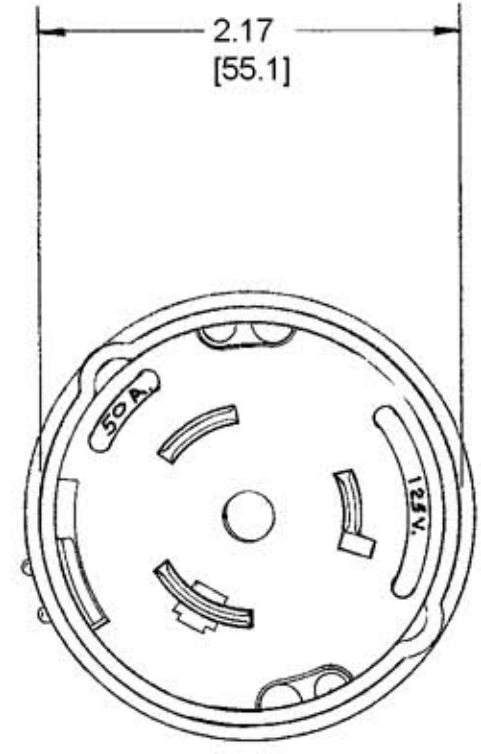
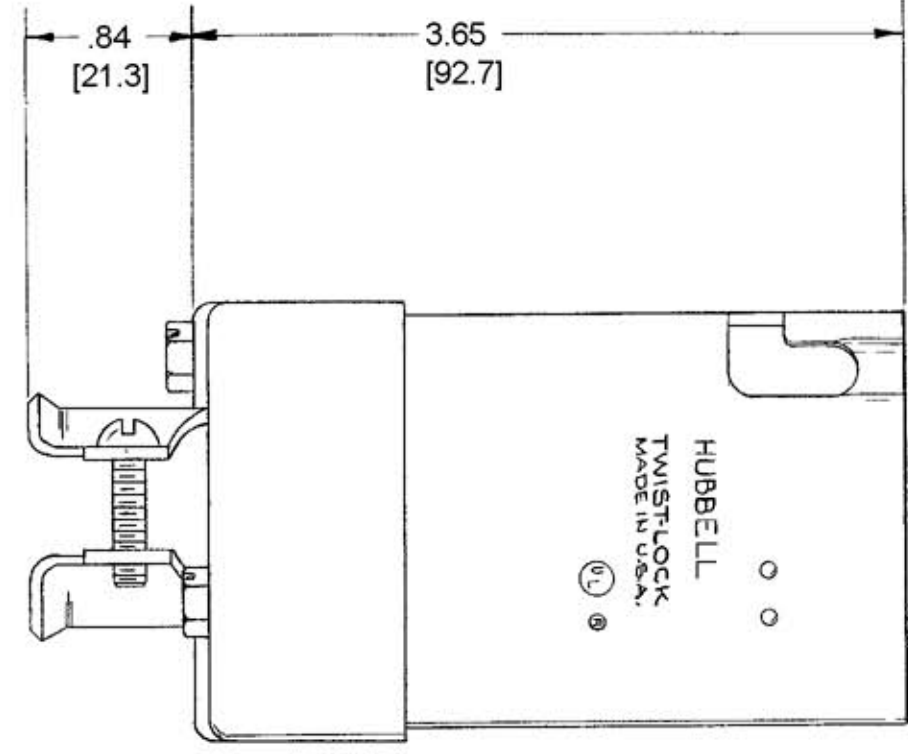
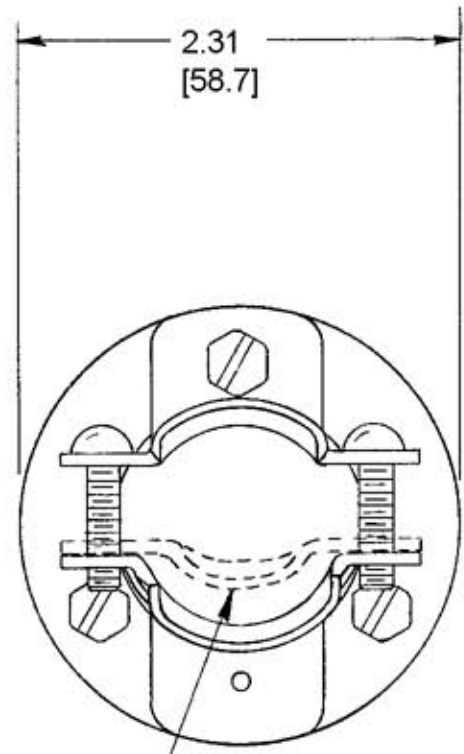


M-4543 2



INNER CLAMP

- NOTES:
1. WIRE CAPACITY: #8/3 AWG TO #6/4 AWG COPPER WIRE ONLY.
 2. CORD RANGE: Ø .83 TO 1.1, TYPE STOW & STOW-A.
[21.1] [27.9]
 3. ALL DIMENSIONS TO BE INCHES.
[mm]

CODE 74545

TITLE
50A 125V, 2 POLE, 3 WIRE
TWIST-LOCK PLUG

LIST OF PARTS		
DESCRIPTION	MATERIAL	FINISH
RETAINER COVER	.062 BRASS	NICKEL PL.
COVER	.078 BRASS	NICKEL PL.
INSULATORS	PHENOLIC	FUNGUS PF.
CORD CLAMPS	.062 BRASS	NICKEL PL.
CORD RETAINER	RUBBER	
CONTACT BLADES	.100 BRASS	NICKEL PL.
RD. HD. SCREWS	BRASS	NICKEL PL.
PRESSURE SCREWS	STN. STEEL	
GROUND SHUNT	.025 BRONZE	NICKEL PL.
HEX. HD. SCREWS	BRASS	NICKEL PL.
3 TERMINALS	.070 COPPER	WHITE BLACK GREEN

SYM	REVISIONS	APP	DATE
2	ADDED NOTES 1 THRU 3; REMOVED "CORD CLAMP" CALLOUT & NOTE FOR GROUND TERMINAL; REVISED TITLE; "HBL63CM61" WAS "63CM61"; ALL DIMS. CONVERTED TO DECIMAL & METRIC PER DCN 11902 RCM	JPP	1/28/05
1	PARTS LIST REVISED	JH	9-26-75

REPAIRABLE <input type="checkbox"/>	NON-REPAIRABLE <input checked="" type="checkbox"/>
-------------------------------------	--

HARVEY HUBBELL, INC.
BRIDGEPORT, CONN.

TOLERANCES UNLESS OTHERWISE SPECIFIED	DR. BY <u>RAR</u>	APP. BY
FRACTIONS ± 1/64	TR. BY	SCALE <u>FULL</u>
DECIMALS ± .005	CHK'D. BY	DATE <u>7-29-66</u>
ANGLES ± 2°		

DIMENSION SHEET FOR CAT. NO. HBL63CM61 REPAIRABLE NON-REPAIRABLE B M-4543 2