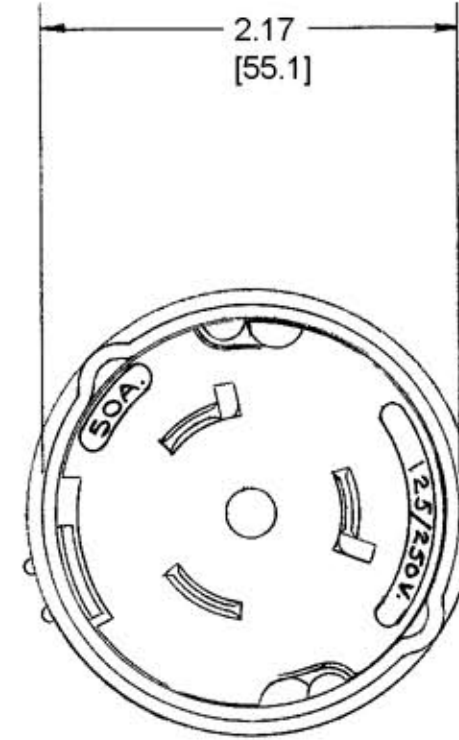
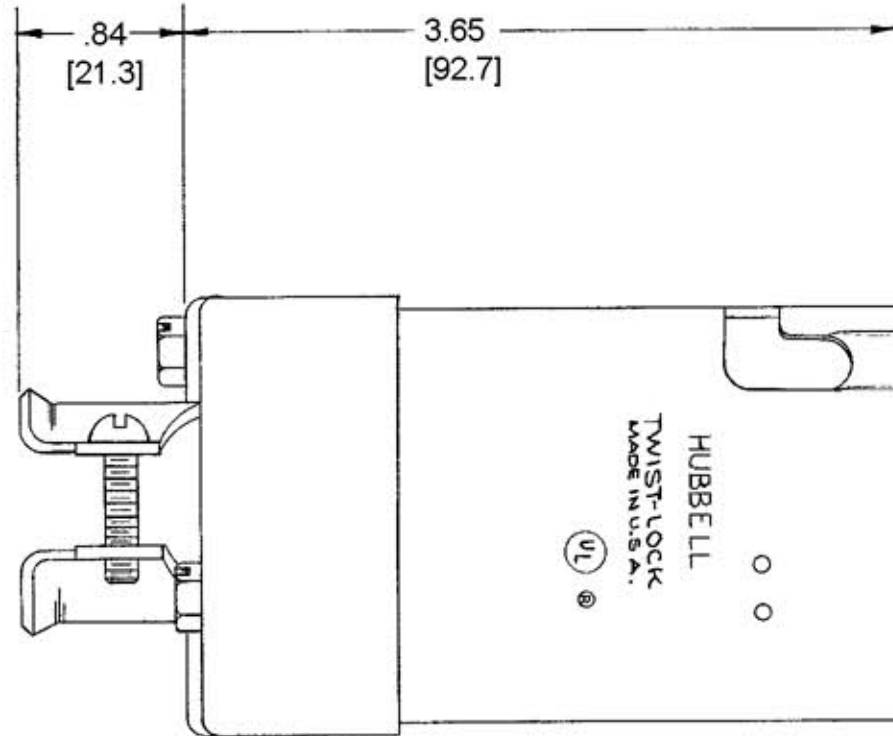
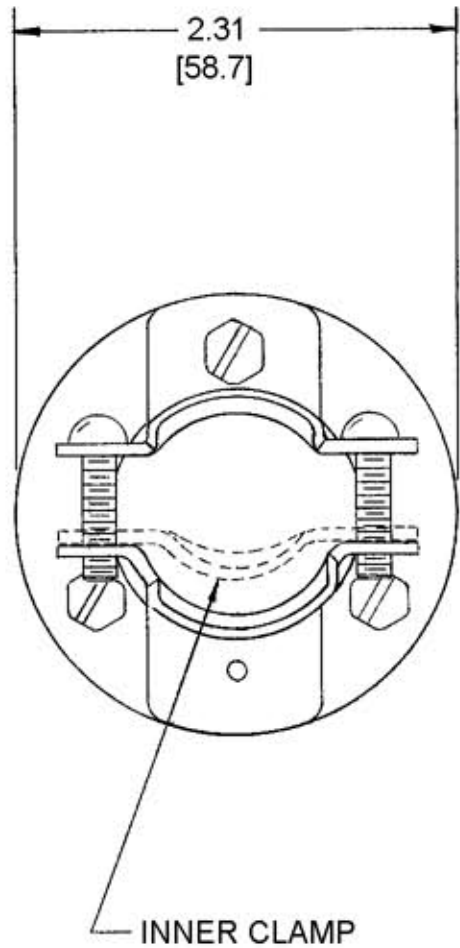


M-4544 2



NOTES:

1. ALL DIMENSIONS TO BE IN INCHES.  
[mm]
2. WIRE CAPACITY #8/4 AWG TO #6/4 AWG COPPER WIRE ONLY.
3. CORD RANGE: .92" TO 1.2" DIA. TYPE STOW & STOW-A.  
[.23] [30]

LIST OF PARTS

DESCRIPTION	MATERIAL	FINISH
RETAINER COVER	.062 BRASS	NICKEL PL.
COVER	.078 BRASS	NICKEL PL.
INSULATORS	PHENOLIC	FUNGUS PF.
CORD CLAMPS	.062 BRASS	NICKEL PL.
RD. HD. SCREWS	BRASS	NICKEL PL.
CORD RETAINER	RUBBER	
CONTACT BLADES	.100 BRASS	NICKEL PL.
3 TERMINALS	.070 COPPER	1 WHITE 2 BLACK
PRESSURE SCREWS	STU. STEEL	
GROUND SPRING	.025 BRONZE	NICKEL PL.
GRD. TERMINAL	.062 COPPER	GREEN
HEX HD. SCREWS	BRASS	NICKEL PL.

DIMENSION SHEET FOR CAT. NO.

HBL63CM65

REPAIRABLE  NON-REPAIRABLE

B

M-4544

2

SYM	REVISIONS	APP	DATE
2	ADDED NOTES 1 THRU 3; HBL63CM65 WAS 63CM65; REVISED TITLE; REMOVED NOTES FOR CORD CLAMPS & GROUND TERMINAL; CONVERTED ALL DIMS. TO DECIMAL & METRIC PER DCN 11902 RCM	JPP	1/21/05
1	PARTS LIST REVISED	JH	9-25-75

TITLE

50A 125/250V, 3 POLE, 4 WIRE TWIST-LOCK PLUG

TOLERANCES UNLESS OTHERWISE SPECIFIED  
 FRACTIONS ± 1/64  
 DECIMALS ± .005  
 ANGLES ± 2°

HARVEY HUBBELL, INC.

BRIDGEPORT, CONN.

DR. BY RAR APP. BY \_\_\_\_\_  
 TR. BY \_\_\_\_\_ SCALE FULL  
 CHK'D BY \_\_\_\_\_ DATE 8-3-66