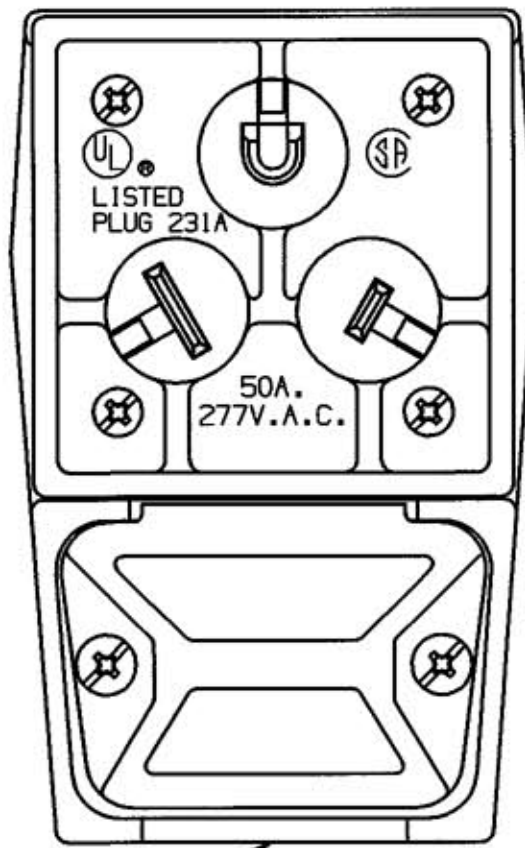
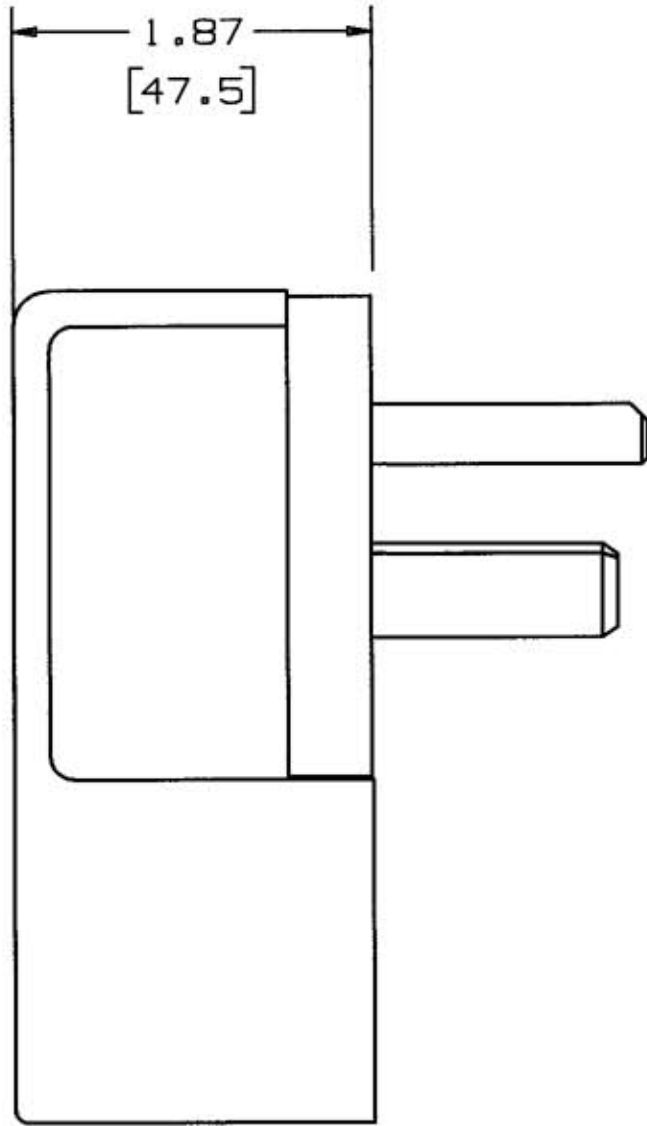
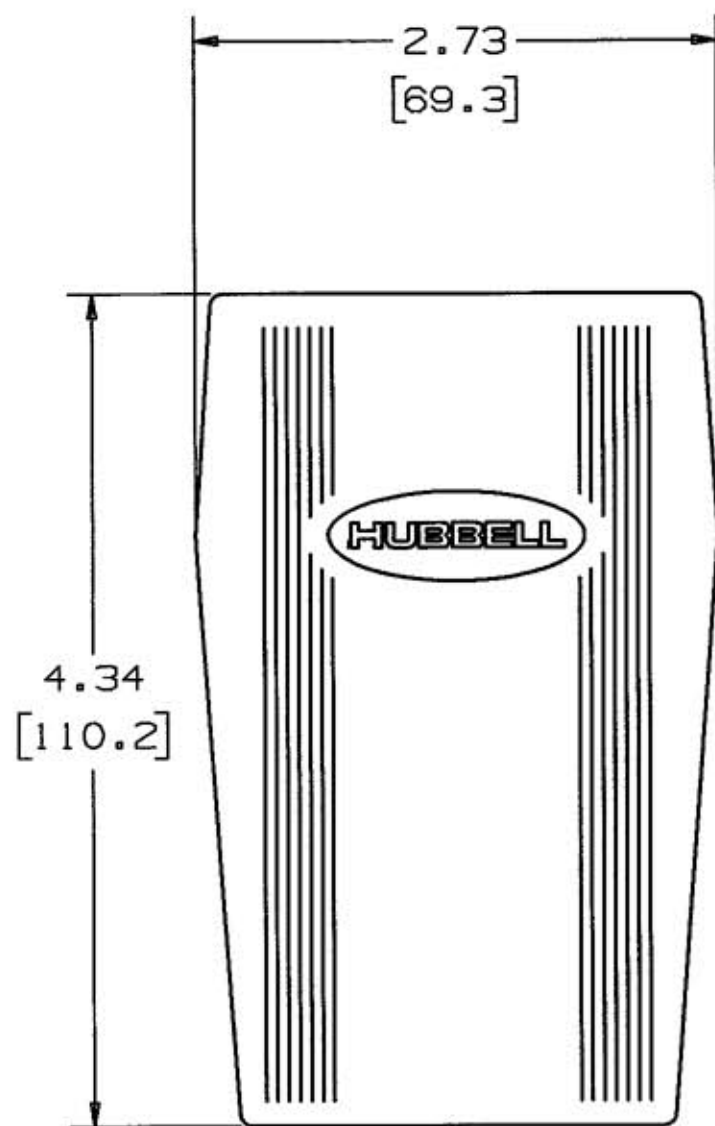


M-5325 2



CABLE CLAMP HOLDS
CABLE FROM $\varnothing .62$ [15.8]
TO $\varnothing 1.18$ [30.0]

NOTES: (UNLESS OTHERWISE SPECIFIED)

- 1) DIMENSION FORMAT IS: INCHES
[mm]
- 2) DIMENSIONS SHOWN ON THIS DRAWING ARE
NOMINAL VALUES FOR GENERAL USE ONLY.
ACTUAL PART TOLERANCES MUST BE
OBTAINED FROM HUBBELL ENGINEERING.

LIST OF PARTS

DESCRIPTION	MATERIAL	FINISH
BODY	NYLON	BLACK
CABLE CLAMP	NYLON	BLACK
BLADE HOLDER	NYLON	NATURAL
BLADES	.100 BRASS	1-WHITE
GROUNDING BLADE	.078 BRASS	

SUPERSEDES DRAWING
DATED 5-25-71

2	REDRAWN ON CAD WITH CHANGES; DECIMAL DIMENSIONS WERE FRACTIONAL ADDED DUAL DIMENSIONING; ADDED NOTES 1 & 2; REVISED TITLE; COMBO SCREWS WERE STRAIGHT BLADE; PER DCN #8682. JMN TCM	TCM	9/6/01
---	--	-----	--------

SYM	REVISIONS	APP	DATE
-----	-----------	-----	------

THE DESIGN AND DIMENSIONS OF THE
PRODUCT SHOWN ON THIS DRAWING ARE
SUBJECT TO CHANGE WITHOUT NOTICE

TITLE
ANGLE PLUG
50AMP 277V.A.C.
NEMA 7-50P

TOLERANCES UNLESS OTHERWISE SPECIFIED FRACTIONS ± 1/64 DECIMALS ± .005 ANGLES ± 2°	WIRING DEVICE-KELLEMS HUBBELL INCORPORATED BRIDGEPORT, CT	
	DR. BY EPS	APP. BY JNC
	TR. BY JMN	SCALE 1:1
	CHK'D BY TCM	DATE 9/6/01

DIMENSION SHEET FOR CAT. NO. HBL9379

REPAIRABLE NON-REPAIRABLE

B

M-5325

2