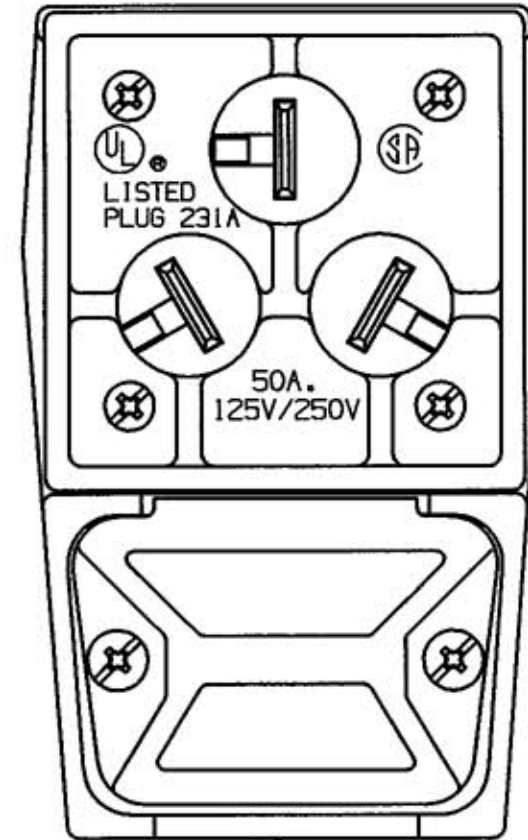
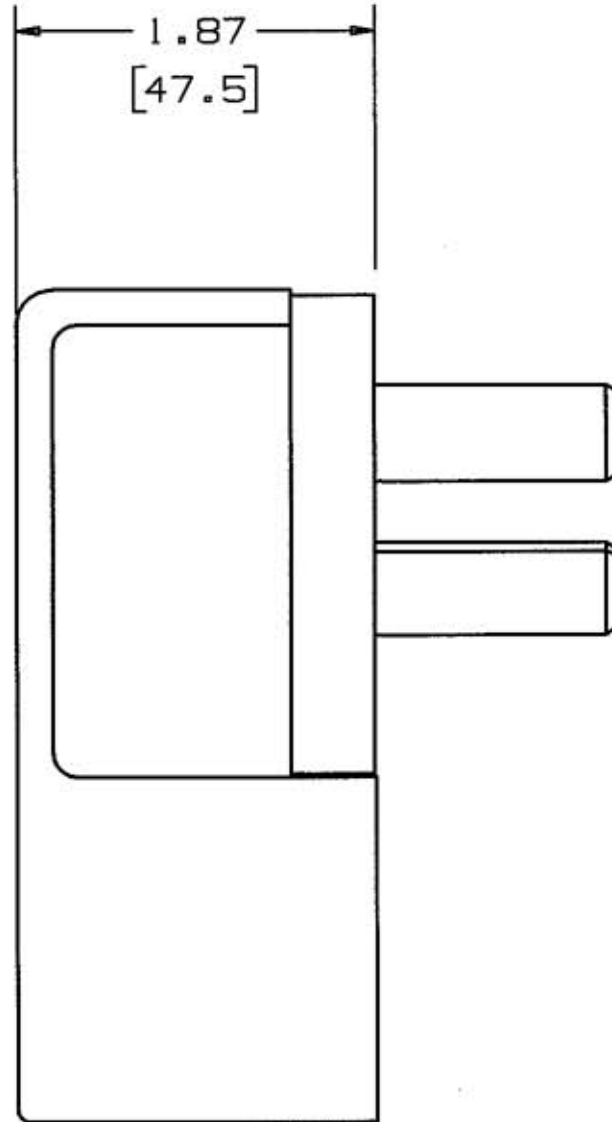
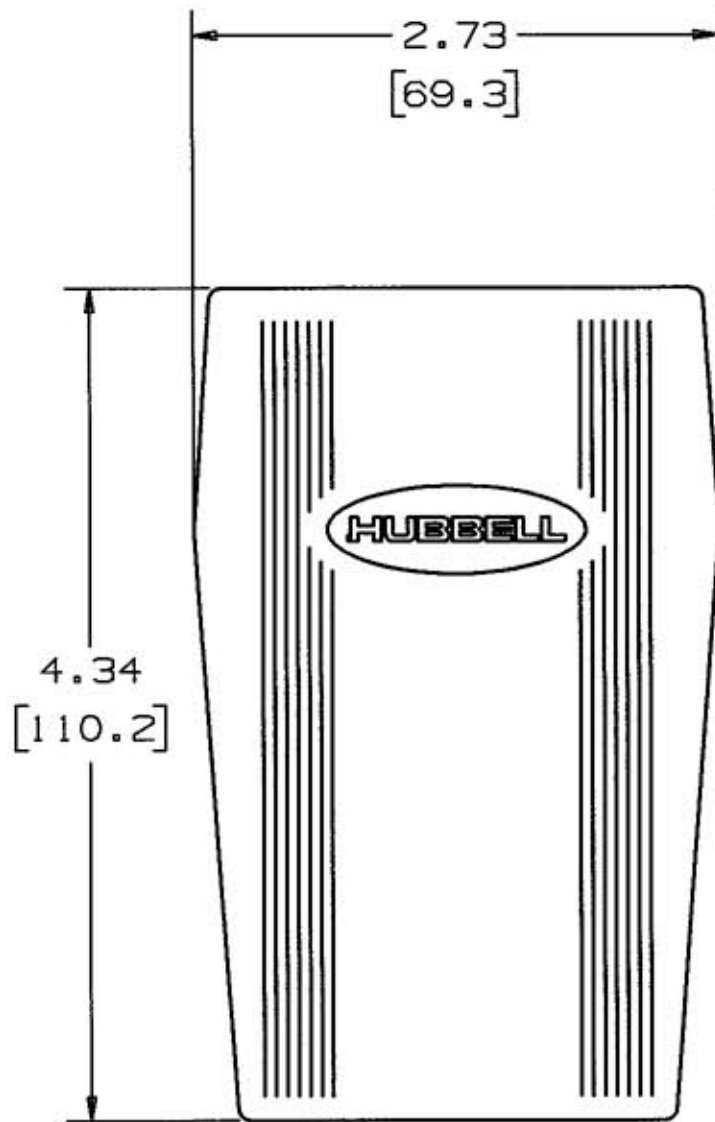


M-5327 2



CABLE CLAMP HOLDS CABLE FROM \varnothing .62 [15.8] TO \varnothing 1.18 [30.0]

NOTES: (UNLESS OTHERWISE SPECIFIED)

- 1) DIMENSION FORMAT IS: INCHES [mm]
- 2) DIMENSIONS SHOWN ON THIS DRAWING ARE NOMINAL VALUES FOR GENERAL USE ONLY. ACTUAL PART TOLERANCES MUST BE OBTAINED FROM HUBBELL ENGINEERING.

LIST OF PARTS

DESCRIPTION	MATERIAL	FINISH
BODY	NYLON	BLACK
CABLE CLAMP	NYLON	BLACK
BLADE HOLDER	NYLON	NATURAL
BLADES	.100 BRASS	1-WHITE
GROUNDING BLADE	.078 BRASS	

SUPERSEDES DRAWING DATED 5-25-71

2	REDRAWN ON CAD WITH CHANGES; DECIMAL DIMENSIONS WERE FRACTIONAL ADDED DUAL DIMENSIONING; ADDED NOTES 1 & 2; REVISED TITLE; COMBO SCREWS WERE STRAIGHT BLADE; PER DCN #8682.	JMN TCM	TCM	9/14/01
---	---	---------	-----	---------

SYM	REVISIONS	APP	DATE
-----	-----------	-----	------

THE DESIGN AND DIMENSIONS OF THE PRODUCT SHOWN ON THIS DRAWING ARE SUBJECT TO CHANGE WITHOUT NOTICE

TITLE	ANGLE PLUG
	50AMP 125V./250.V. NEMA 10-50P

TOLERANCES UNLESS OTHERWISE SPECIFIED	WIRING DEVICE-KELLEMS	
	HUBBELL INCORPORATED	
	BRIDGEPORT, CT	
	DR. BY EPS	APP. BY JNC
FRACTIONS $\pm 1/64$	TR. BY JMN	SCALE 1:1
DECIMALS $\pm .005$	CHK'D BY TCM	DATE 9/14/01
ANGLES $\pm 2^\circ$		

DIMENSION SHEET FOR CAT. NO. HBL 7977
 REPAIRABLE NON-REPAIRABLE B M-5327 2