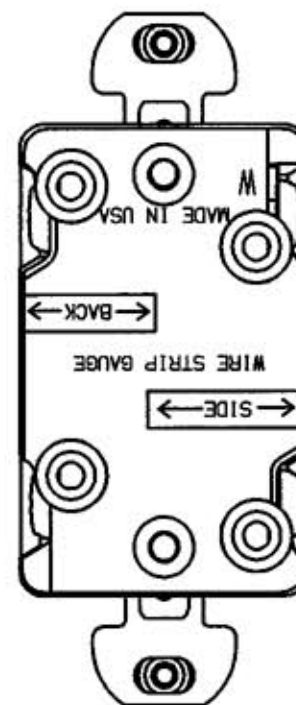
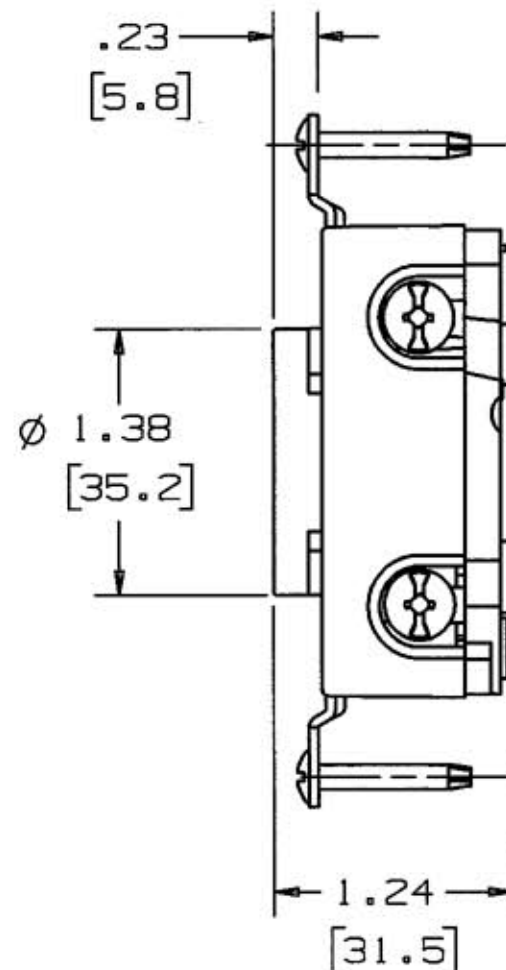
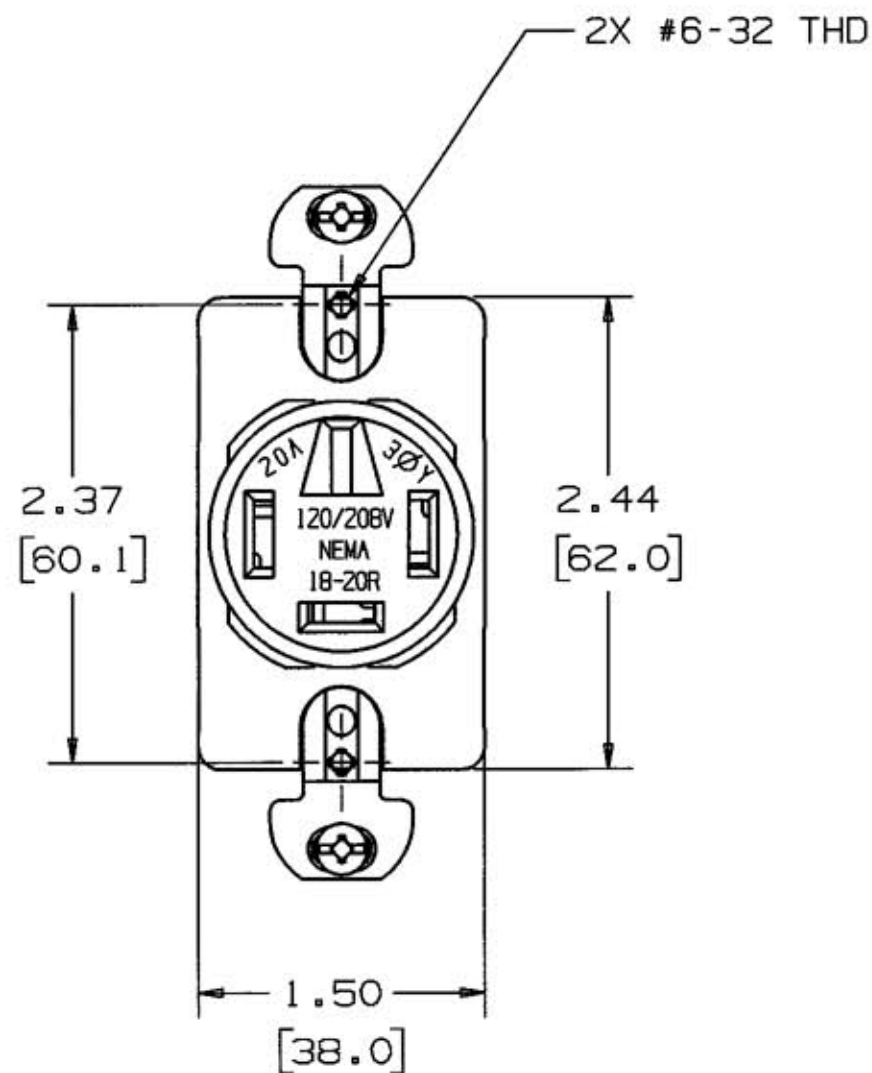


M-8285 3



NOTES:

1. DIMENSION FORMAT IS : INCHES
[mm]

LIST OF PARTS

DESCRIPTION	MATERIAL	FINISH
BODY	NYLON	
BASE	POLYESTER	
END PLATE	STEEL	ZINC PLATE
SCREW TERM	BRASS	
SCREW TERM	BRASS	NICKEL PLATE
CONTACT ASSEMBLY	BRASS	
CONTACT ASSEMBLY	BRASS	NICKEL PLATE
CONTACT ASSEMBLY	BRASS	
MOUNTING SCREWS	STEEL	ZINC PLATE

3	DUAL DIMENSIONS WERE FRACTIONAL ONLY; REMOVED CROSS-OUTS FROM DECIMAL & ANGULAR TOLERANCES; ADDED NOTE 1, 2.37 [60.1] DIM, THREAD AND "2X #6-32 THD"; DRAWING TITLE WAS "RECEPTACLE, NON-GROUNDING, 20A 3ØY 120/208V 4 POLE 4 WIRE"; PER DCN #8682. JMN	TCM	12/12/01
2	05/30/00 PICTORIAL CHANGES TO SCREWS PER DCN 7154-3 CAC	DJP	
1	10/06/99 NEW RELEASE PER DCN 7154 CAC		

SYM	REVISIONS	APP	DATE
-----	-----------	-----	------

THE DESIGN AND DIMENSIONS OF THE PRODUCT SHOWN ON THIS DRAWING ARE SUBJECT TO CHANGE WITHOUT NOTICE

TITLE
RECEPTACLE,
NEMA 14-20R

TOLERANCES UNLESS OTHERWISE SPECIFIED	WIRING DEVICE-KELLEMS HUBBELL INCORPORATED BRIDGEPORT, CT	
FRACTIONS ± 1/64	DR. BY CAC	APP. BY
DECIMALS ± .005	TR. BY	SCALE 1:1
ANGLES ± 2°	CHK'D BY	DATE 10/5/99