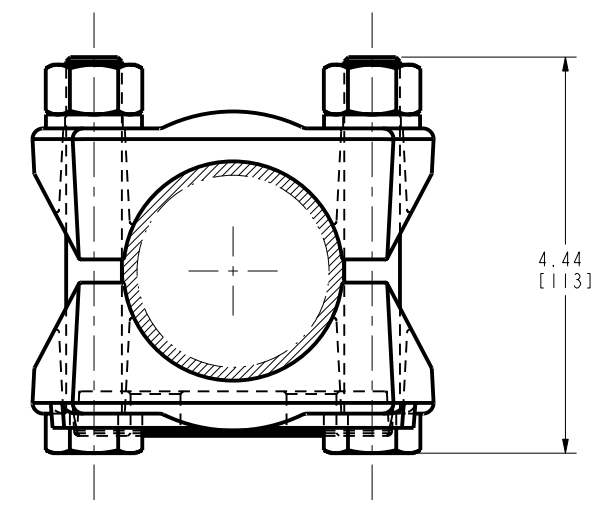
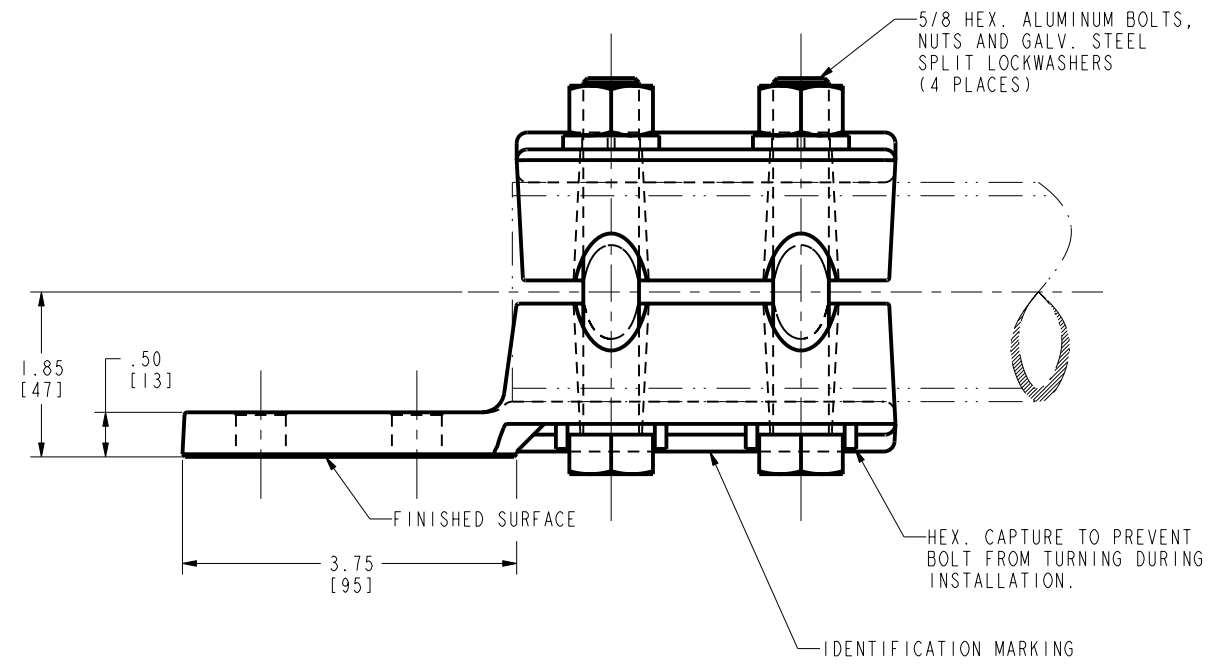
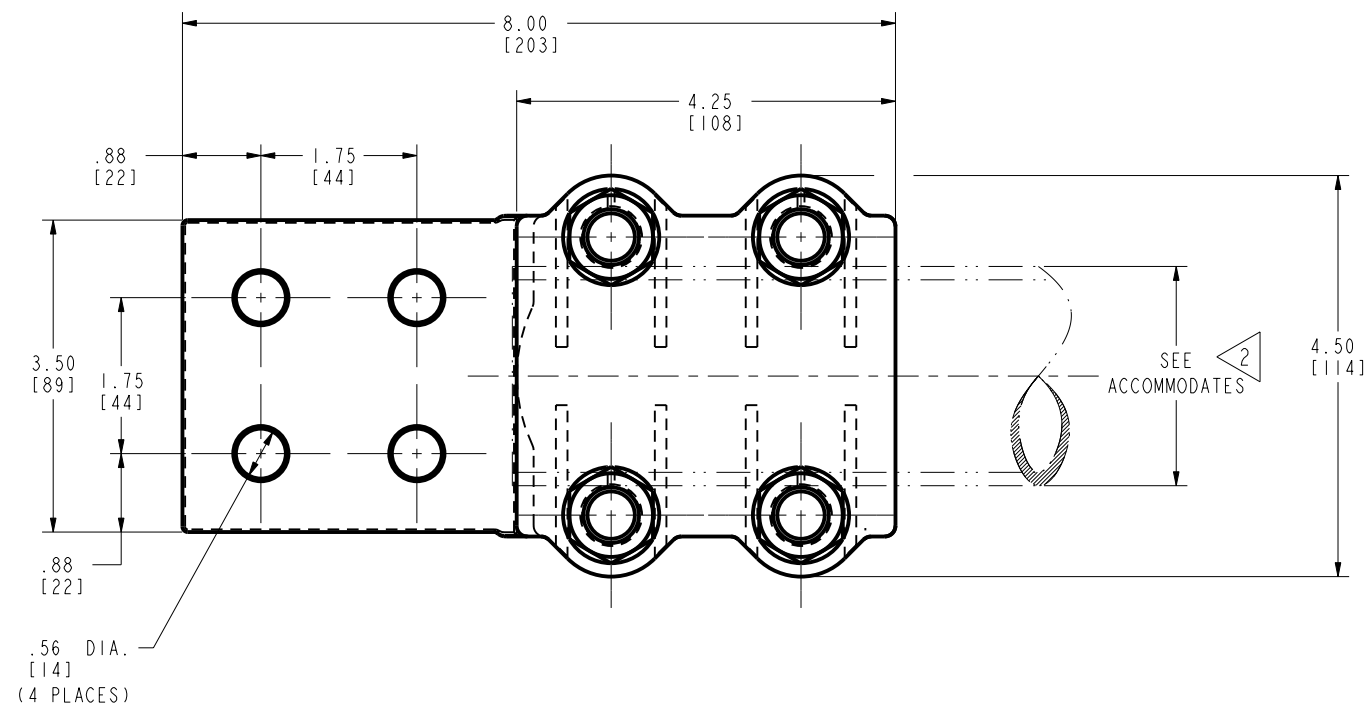


REV	DATE	DESCRIPTION	ECO	BY	C'H'K.
A	9/22/2009 12:00:00 AM	CREATE DOCUMENTATION FOR NA18A4NCG4	19193	SP	RL



NOTES:  
1 MATERIAL :  
BODY AND CAP : ALUMINUM ALLOY

2 ACCOMMODATES:  
2" IPS 2.375 [60] DIA ALUMN. TUBE.

3 INSTALLATION TORQUE:  
480 IN-LBS [55 Nm] FOR  
5/8" ALUMINUM HARDWARE.

4 DIMENSIONS IN BRACKETS [ ] DENOTES METRIC UNITS [SI UNITS]  
AND ARE ROUNDED TO THE NEAREST WHOLE NUMBER. UNLESS  
OTHERWISE SPECIFIED THESE UNITS SHALL BE USED FOR  
REFERENCE ONLY.

5 INSTALLATION METHOD:  
ALL CONTACT SURFACES OF THE CONNECTORS SHALL BE AGGRESSIVELY BRUSHED,  
A MINIMUM OF 2 BRUSHINGS ON EACH SURFACE, USING A STAINLESS STEEL  
WIRE BRUSH FILLED WITH PENETROX™ A13. REMOVE GREASE FROM  
SURFACE USING A CLEAN AND DRY CLOTH (NO SOLVENTS). IMMEDIATELY APPLY A  
THIN LAYER OF PENETROX™ A13 ON ALL CONTACT SURFACES  
BEFORE ASSEMBLY.

TO ORDER BURNDY® PRODUCTS CALL		TERMINAL CONNECTOR	
UNITED STATES 1-800-346-4175 (LONDONDERRY, NH)		ITEM NO: --	SCALE: 1:1
CANADA: 1-800-361-6975 (QUEBEC) 1-800-387-6487 (ALL OTHER PROVINCES)		CAT. NO: NA18A4NCG4	REV
FOR PRODUCT INFO: <a href="http://www.burndy.com">http://www.burndy.com</a>		DRAWN BY: S PANDIAN 09/23/09	A
		CHECKER: R LAVOIE 09/29/09	
		DSN APPVL: R LAVOIE 10/03/09	
		MFG APPVL: T WAWRZYNIAK 10/02/09	
		QA APPVL: C ACKERMAN 10/01/09	
		MKT APPVL: V TORRES 10/02/09	
		PROJ #: --	
		SIZE: D	
		DOCUMENT TYPE: Sales	
		REL LEVEL: Released	
		DRAWING NO: CSD013559-01	
		SHEET 1 OF 1	

REV: PE0200