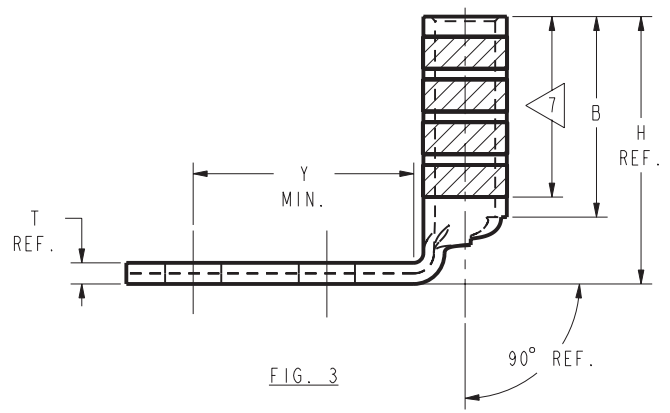
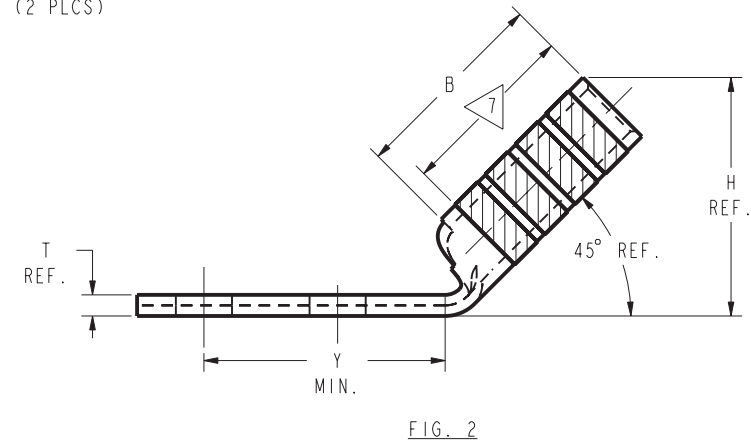
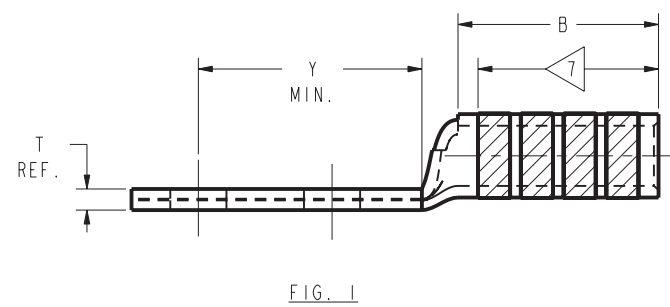
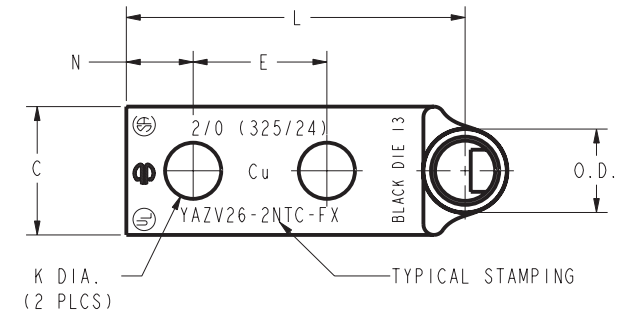
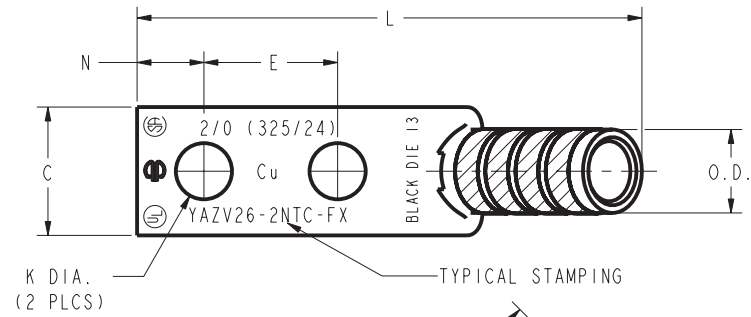
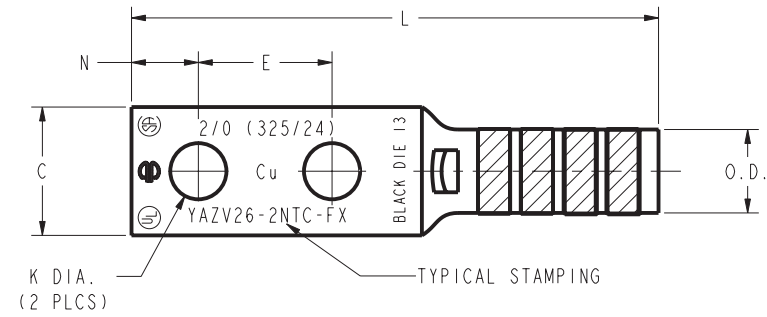


REV	DATE	DESCRIPTION	ECO	BY	C'H'K.
B	1/11/2001 12:00:00 AM	REDRAW AND CATALOG NUMBER UPDATON OF SALES DRAWINGS	17057	BSB	BSK

CATALOG NO.	CONDUCTOR		BOLT SIZE	FIG. NO.	DIMENSIONS										INSTALLATION TOOLING (# CRIMPS)													
	FLEX	CODE (AWG)			B ±.08	C +.04 -.02	E ±.02	H REF.	K DIA. ±.02	L ±.12	N ±.03	O.D. ±.01	T REF.	Y MIN.	DIE INDEX	COLOR CODE	MECHANICAL		HYDRAULIC		DIELESS (# CRIMPS)	WIRE STRIP LENGTH						
																	MD7-34R	OUR840	BCT500 Y500CT	Y750 Y35, BAT35 Y39, BAT750			Y46 \triangleleft 4	Y45 \triangleleft 3				
YAZV262TC12EIFX	2/0 WELD 325/24	2/0 AWG [70mm ² STR.]	1/2 [M12]	1	1.50 [38]	.93 [24]	1.00 [25]	---	.53 [13]	4.01 [102]	.53 [13]	.63 [16]	T REF.	Y MIN.	13	BLACK	\triangleleft 7	\triangleleft 7	\triangleleft 7	\triangleleft 7	\triangleleft 7	MECHANICAL: MY29-11 (1) HYDRAULIC: Y644, Y644M Y644MBH, (1)	1-9/16					
YAZV262TC12EIFX45					2			1.78 [45]		2.48 [63]							2.12 [54]	4.95 [126]	2.40 [61]	W26VT X26RT W26RT (4)	X26RT W26VT (4)			W26VT X26RT W26RT (4)	U26RT (2)	U26RT (2)	U26RT (2)	
YAZV262TC12EIFX90					3			2.12 [54]		4.67 [119]							3.41 [87]	4.67 [119]	2.40 [61]	W26VT X26RT W26RT (4)	X26RT W26VT (4)			W26VT X26RT W26RT (4)	U26RT (2)	U26RT (2)	U26RT (2)	
YAZV262NTCFX	2/0 WELD 325/24	2/0 AWG [70mm ² STR.]	1/2 [M12]	1	1.50 [38]	.93 [24]	1.75 [44]	---	.56 [14]	4.95 [126]	.62 [16]	.63 [16]	T REF.	Y MIN.	13	BLACK	\triangleleft 7	\triangleleft 7	\triangleleft 7	\triangleleft 7	\triangleleft 7	MECHANICAL: MY29-11 (1) HYDRAULIC: Y644, Y644M Y644MBH, (1)	1-9/16					
YAZV262NTCFX45								2		1.78 [45]							2.48 [63]	2.12 [54]	4.67 [119]	2.40 [61]	W26VT X26RT W26RT (4)			X26RT W26VT (4)	W26VT X26RT W26RT (4)	U26RT (2)	U26RT (2)	U26RT (2)
YAZV262NTCFX90								3		2.12 [54]							4.67 [119]	3.41 [87]	4.67 [119]	2.40 [61]	W26VT X26RT W26RT (4)			X26RT W26VT (4)	W26VT X26RT W26RT (4)	U26RT (2)	U26RT (2)	U26RT (2)



NOTES:

- MATERIAL: COPPER TUBING.
- FINISH: TIN PLATED.
- \triangleleft CATALOG # PT6515 ADAPTOR IS REQUIRED TO USE "U" DIES IN Y45 SERIES TOOLS.
- \triangleleft CATALOG # PUADP-1 ADAPTOR IS REQUIRED TO USE "U" DIES IN Y46 SERIES TOOLS.
- \triangleleft PERMANENT DIE IN TOOLING.
- DIMENSIONS IN BRACKETS [] ARE IN MILLIMETERS ROUNDED OFF TO THE NEAREST MILLIMETER, UNLESS OTHERWISE NOTED, AND ARE FOR REFERENCE ONLY.
- \triangleleft CRIMP (# OF CRIMPS PER TABLE) WITHIN THE LENGTH BETWEEN THE INK STAMPED CRIMPING AREA.

TO ORDER BURNDY® PRODUCTS CALL		HYLUG™ (TWO HOLE FLEX)	
UNITED STATES 1-800-346-4175 (LONDONDERRY, NH)		ITEM NO: N/A	CAT. NO: YAZV26- (TABLE)
CANADA: 1-800-361-6975 (QUEBEC) 1-800-387-6487 (ALL OTHER PROVINCES)		DRAWN BY: B MICHAUD 8/25/99	CHECKER: K HENRY 8/26/99
FOR PRODUCT INFO: http://www.burndy.com		DSN APPVL: RR TEAM 9/28/99	MFG APPVL: --
		QA APPVL: J BRODEUR 10/6/99	MKT APPVL: R ROBICHEAU 10/5/99
		PROJ #: --	SCALE: NTS
		DOCUMENT TYPE: Sales	DRAWING NO: SE212273
		REL LEVEL: Released	REV: B
		SIZE: D	SHEET 26 OF 48

REV: PE0200