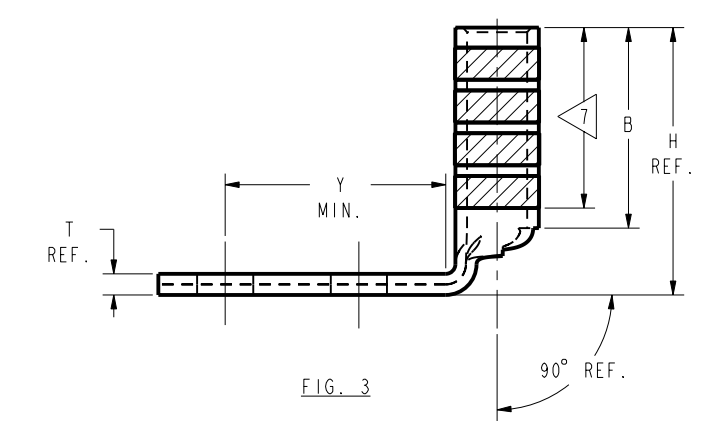
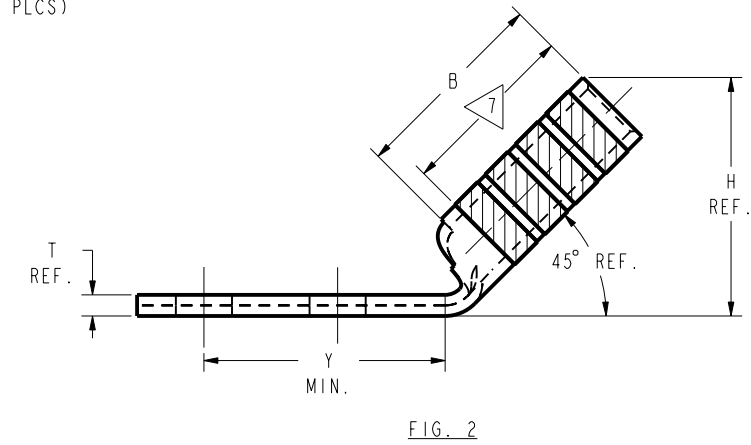
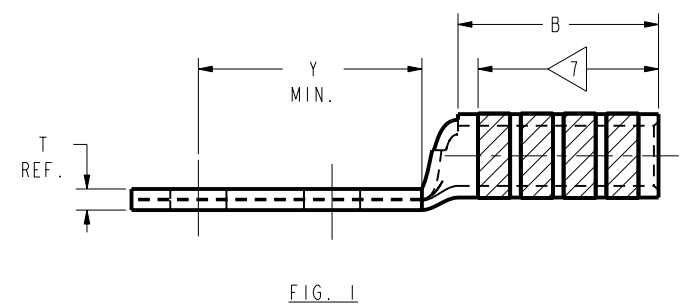
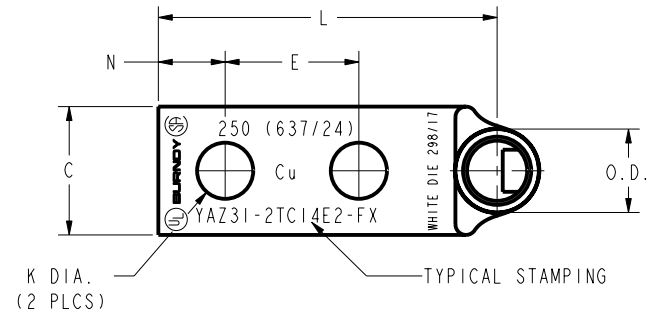
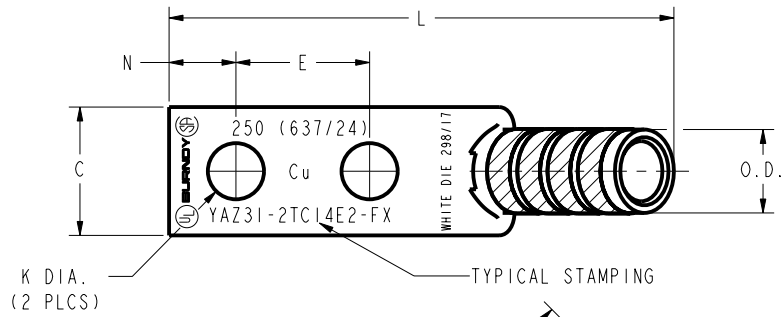
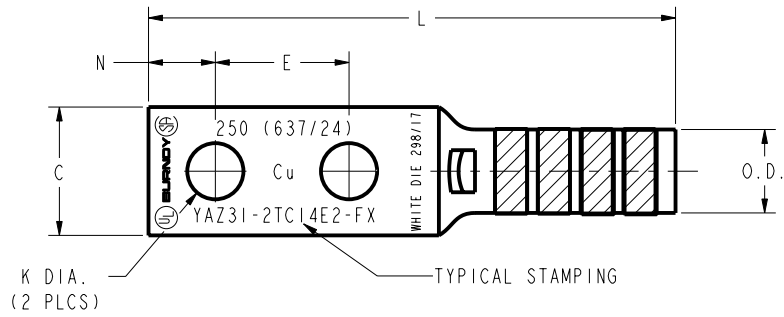


| REV | DATE                  | DESCRIPTION   | ECO   | BY  | C'H'K. |
|-----|-----------------------|---|-------|-----|--------|
| B   | 1/11/2001 12:00:00 AM | REDRAW AND CATALOG NUMBER UPDATON OF SALES DRAWINGS | 17057 | BSB | BSK    |

| CATALOG NO.      | CONDUCTOR                           |            | BOLT SIZE    | FIG. NO. | DIMENSIONS   |                |              |        |             |               |             |             |            |              | INSTALLATION TOOLING (# CRIMPS) |            |                   |                       |                                   |                       |                       |  |                   |   |              |               |               |               |             |            |              |                 |       |                   |                   |                   |                   |                   |
|------------------|-------------------------------------|------------|--------------|----------|--------------|----------------|--------------|--------|-------------|---------------|-------------|-------------|------------|--------------|---------------------------------|------------|-------------------|-----------------------|-----------------------------------|-----------------------|-----------------------|--|-------------------|---|--------------|---------------|---------------|---------------|-------------|------------|--------------|-----------------|-------|-------------------|-------------------|-------------------|-------------------|-------------------|
|                  | FLEX                                | CODE (AWG) |              |          | B ±.08       | C +.04<br>-.02 | E ±.02       | H REF. | K DIA. ±.02 | L ±.12        | N ±.03      | O.D. ±.01   | T REF.     | Y MIN.       | DIE INDEX                       | COLOR CODE | MECHANICAL        |                       | HYDRAULIC                         |                       |                       | DIELESS (# CRIMPS)                           | WIRE STRIP LENGTH |   |              |               |               |               |             |            |              |                 |       |                   |                   |                   |                   |                   |
|                  |                                     |            |              |          |              |                |              |        |             |               |             |             |            |              |                                 |            | MD7-34R           | BCT500<br>Y500CT      | Y750<br>Y35, BAT35<br>Y39, BAT750 | Y46 $\triangleleft$ 4 | Y45 $\triangleleft$ 3 |  |                   |   |              |               |               |               |             |            |              |                 |       |                   |                   |                   |                   |                   |
| YAZ312TC14E2FX   | 250 FLEX<br>637/24<br>CLASS 1, K, M | ---        | 1/4<br>[M6]  | 1        | 2.00<br>[51] | 1.29<br>[33]   | .75<br>[19]  | ---    | .27<br>[7]  | 4.02<br>[102] | .31<br>[8]  | .88<br>[22] | .18<br>[5] | 1.09<br>[28] | 17<br>OR<br>298                 | WHITE      | $\triangleleft$ 7 | $\triangleleft$ 7     | $\triangleleft$ 7                 | $\triangleleft$ 7     | $\triangleleft$ 7     | HYDRAULIC:<br>Y644, Y644M<br>Y644MBH,<br>(1) | 2-1/16            |   |              |               |               |               |             |            |              |                 |       |                   |                   |                   |                   |                   |
| YAZ312TC14E2FX45 |                                     |            |              |          |              |                |              |        |             |               |             |             |            |              |                                 |            |                   |                       |                                   |                       |                       |  |                   | 2 | 2.51<br>[64] | 2.92<br>[74]  | 4.45<br>[113] | 4.10<br>[104] | .41<br>[10] | .18<br>[5] | 1.43<br>[36] | 17<br>OR<br>298 | WHITE | $\triangleleft$ 7 | $\triangleleft$ 7 | $\triangleleft$ 7 | $\triangleleft$ 7 | $\triangleleft$ 7 |
| YAZ312TC14E2FX90 |                                     |            |              |          |              |                |              |        |             |               |             |             |            |              |                                 |            |                   |                       |                                   |                       |                       |  |                   | 3 | 2.92<br>[74] | 4.45<br>[113] | 4.10<br>[104] | 2.41<br>[61]  | .88<br>[22] | .18<br>[5] | 1.43<br>[36] | 17<br>OR<br>298 | WHITE | $\triangleleft$ 7 | $\triangleleft$ 7 | $\triangleleft$ 7 | $\triangleleft$ 7 | $\triangleleft$ 7 |
| YAZ312TC38FX     | 250 FLEX<br>637/24<br>CLASS 1, K, M | ---        | 3/8<br>[M10] | 1        | 2.00<br>[51] | 1.29<br>[33]   | 1.00<br>[25] | ---    | .40<br>[10] | 4.45<br>[113] | .41<br>[10] | .88<br>[22] | .18<br>[5] | 1.43<br>[36] | 17<br>OR<br>298                 | WHITE      | W30VT<br>(4)      | W30VT<br>W30RT<br>(4) | U30RT<br>(4)                      | U30RT<br>(4)          | U30RT<br>(4)          | HYDRAULIC:<br>Y644, Y644M<br>Y644MBH,<br>(1) | 2-1/16            |   |              |               |               |               |             |            |              |                 |       |                   |                   |                   |                   |                   |
| YAZ312TC38FX45   |                                     |            |              |          |              |                |              |        |             |               |             |             |            |              |                                 |            |                   |                       |                                   |                       |                       |  |                   | 2 | 2.51<br>[64] | 2.92<br>[74]  | 4.45<br>[113] | 4.10<br>[104] | .41<br>[10] | .18<br>[5] | 1.43<br>[36] | 17<br>OR<br>298 | WHITE | $\triangleleft$ 7 | $\triangleleft$ 7 | $\triangleleft$ 7 | $\triangleleft$ 7 | $\triangleleft$ 7 |
| YAZ312TC38FX90   |                                     |            |              |          |              |                |              |        |             |               |             |             |            |              |                                 |            |                   |                       |                                   |                       |                       |  |                   | 3 | 2.92<br>[74] | 4.45<br>[113] | 4.10<br>[104] | 2.41<br>[61]  | .88<br>[22] | .18<br>[5] | 1.43<br>[36] | 17<br>OR<br>298 | WHITE | $\triangleleft$ 7 | $\triangleleft$ 7 | $\triangleleft$ 7 | $\triangleleft$ 7 | $\triangleleft$ 7 |



NOTES:

- MATERIAL: COPPER TUBING.
- FINISH: TIN PLATED.
- $\triangleleft$  3 CATALOG # PT6515 ADAPTOR IS REQUIRED TO USE "U" DIES IN Y45 SERIES TOOLS.
- $\triangleleft$  4 CATALOG # PUADP-1 ADAPTOR IS REQUIRED TO USE "U" DIES IN Y46 SERIES TOOLS.
- $\triangleleft$  5 PERMANENT DIE IN TOOLING.
- DIMENSIONS IN BRACKETS [ ] ARE IN MILLIMETERS ROUNDED OFF TO THE NEAREST MILLIMETER, UNLESS OTHERWISE NOTED, AND ARE FOR REFERENCE ONLY.
- $\triangleleft$  7 CRIMP (# OF CRIMPS PER TABLE) WITHIN THE LENGTH BETWEEN THE INK STAMPED CRIMPING AREA.

|   |  |                             |                                |
|---|--|-----------------------------|--------------------------------|
| TO ORDER BURNDY® PRODUCTS CALL  |  | HYLUG™ (TWO HOLE FLEX)      |                                |
| UNITED STATES<br>1-800-346-4175 (LONDONDERRY, NH)                                   |  | ITEM NO: N/A                | CAT. NO: YAZ31--- (TABLE)      |
| CANADA:<br>1-800-361-6975 (QUEBEC)<br>1-800-387-6487 (ALL OTHER PROVINCES)          |  | DRAWN BY: B MICHAUD 8/25/99 | CHECKER: K HENRY 8/26/99       |
| FOR PRODUCT INFO: <a href="http://www.fciconnect.com">http://www.fciconnect.com</a> |  | DSN APPVL: RR TEAM 9/28/99  | MFG APPVL: -- --               |
|   |  | QA APPVL: J BRODEUR 10/6/99 | MKT APPVL: R ROBICHEAU 10/5/99 |
|   |  | PROJ #: --                  | SCALE: NTS                     |
|   |  | DOCUMENT TYPE: Sales        | DRAWING NO: SE212273           |
|   |  | REL LEVEL: Released         | REV: B                         |
|   |  | SIZE: D                     | SHEET 33 OF 48                 |

REV: PE0200