

HIGH SCHOOL

Illuminate your canopy savings

GALASY II

The Galasy II is a budget friendly, canopy and soffit lighting solution. It is perfect solution for outdoor walkways, parking structures, security entryways, exterior canopies, loading docks and more. The Galasy II is a sleek, low profile, low glare solution for outstanding illumination.




This fixture is designed for easy installation and maintenance, featuring a field serviceable driver as well as the ability to service it under the canopy. It can be surface or pendant mounted with a 3/4" conduit. Accessories are available for HID replacements including retrofit cover plates, decorative beauty plates and a stem and junction box for pendant hanging.

The Galasy II is a stocked product, so readily available to fill your immediate lighting needs. Contact Hubbell Lighting today!

FEATURES AND BENEFITS

- 4 wattages available: 30, 65, 100 and 130
- Field-serviceable driver
- Efficacy up to 155 LPW
- IP66 Rating to keep water and insects out
- White powder coat finish
- Universal Voltage: 120-277
- DLC Premium Listed for maximum rebates







PERFORMANCE DATA

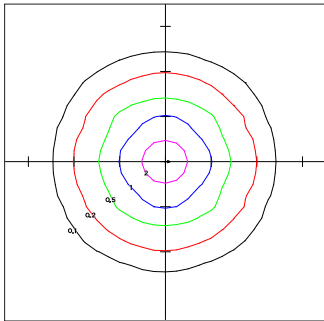
Product	Lumens	B	U	G	LPW	CRI	CCT	HID Equivalent
GSY-30-4K7	4757	2	2	1	157	70	4000	70W
GSY-30-5K7	4825	2	2	1	157	70	5000	70W
GSY-65-4K7	9768	3	2	1	149	70	4000	100W
GSY-65-5K7	9877	3	2	1	151	70	5000	100W
GSY-100-4K7	15395	3	2	2	153	70	4000	150W
GSY-100-5K7	15566	3	2	2	155	70	5000	150W
GSY-130-4K7	19662	4	3	2	154	70	4000	250W
GSY-130-5K7	19880	4	3	2	155	70	5000	250W

*Data is considered to be representative of the configurations shown. Actual performance may differ as a result of end-user environment application and inherent performance balances of the electrical components.

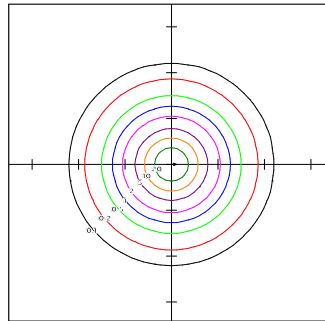
© 2022 Hubbell Outdoor Lighting, a division of Hubbell Lighting, Inc. Specifications subject to change without notice.
701 Millennium Blvd • Greenville, SC 29607 / Tel 864.678.1000 / Website www.hubbelloutdoor.com

	GOOD	BETTER	BETTER	BEST
	Sling Canopy 	Lumasquare 	Galasy II 	Beacon Drive 
Easy to Install	Yes	Yes	Yes	Yes
Mounting Options	Standard J-Box 3/4" Pendant 3-Sided 1/2" Conduit Entry	Standard J-Box 3/4" Pendant	Standard J-Box 3/4" Pendant 3-Sided 1/2" Conduit Entry	Standard J-Box 3/4" Pendant
Features	Commerical Grade	Soft Glow Lens	Low Profile Canopy	Edgelit Technology
Maintenance	Low	Low	Low	Low
Lumens	3200-8000	3000-9000	4700-20,000	2500-16000
Watts	20-60	25-75	30-130	15-140
Efficacy	116-142	120-127	149-155	107-146
Distribution	Type V	Type V	Type V	5QW, 5C, 5RW, 5W, ASY
CCT	4000K	3000, 4000, 5000K	4000, 5000K	3000, 3500, 4000, 5000K
CRI	70	70	70	70, 80
HID Equivalency	100-150W	100-175W	70-250W	175-250W
Voltage	120-277	120-277	120-277	120-277

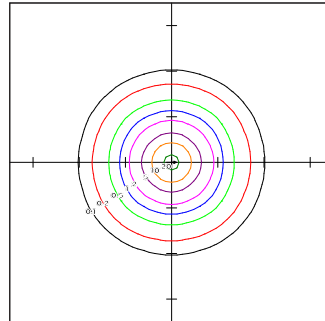
PHOTOMETRY



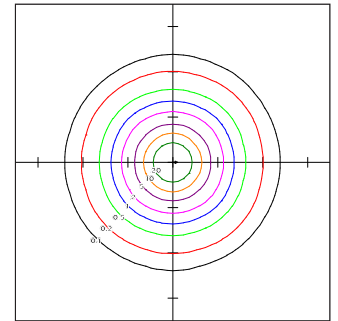
GSY-30-4K7
Scale 1"=20'
Mounting Height: 12'



GSY-100-4K7
Scale: 1"= 20'
Mounting Height: 12'



GSY-65-4K7
Scale: 1"= 20'
Mounting Height: 12'



GSY-130-4K7
Scale: 1"= 20'
Mounting Height: 12'

DIMENSIONS

