

T-CHSS SERIES
STAINLESS STEEL
WIRING TROUGH

WIEGMANN

Commercial and Industrial Enclosures

WIEGMANN® T-CHSS SERIES STAINLESS STEEL WIRING TROUGH




Application

The Wiegmann T-CHSS Stainless Steel Wiring Trough is designed to protect internal components and wiring from dust, dirt, and water. This trough can be used indoors or outdoors as well as in corrosive environments.

Industry Standards

- UL 870 Types 1, 12, 4, and 4X
- CSA Certified 1, 12, 4, and 4X
- IEC 60529, IP66

 UL Files E32576, E470978

 CSA File LL66078

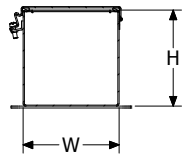
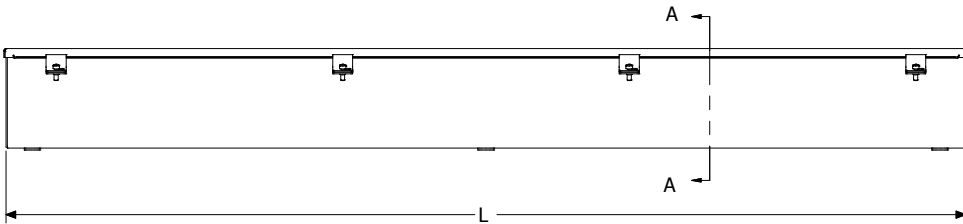

Product Features

- Trough and cover are fabricated from 304 stainless steel
- Seams are continuously welded and ground smooth
- Easy to operate external clamps and continuous hinge are provided
- External mounting feet are included
- Cover is sealed with a poured in place gasket

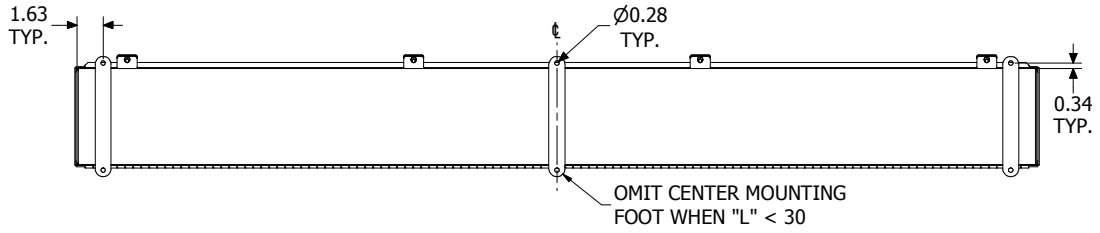
T-CHSS SERIES STAINLESS STEEL WIRING TROUGH

2.50 x 2.50 (64 x 64)	4.00 x 4.00 (102 x 102)	6.00 x 6.00 (152 x 152)	8.00 x 8.00 (204 x 204)	12.00 x 12.00 (305 x 305)	Length
T2212CHSS	T4412CHSS	T6612CHSS	T8812CHSS	—	12.00 (305)
T2218CHSS	T4418CHSS	T6618CHSS	—	—	18.00 (457)
T2224CHSS	T4424CHSS	T6624CHSS	T8824CHSS	T121224CHSS	24.00 (610)
—	T4430CHSS	T6630CHSS	—	—	30.00 (762)
T2236CHSS	T4436CHSS	T6636CHSS	T8836CHSS	T121236CHSS	36.00 (914)
T2248CHSS	T4448CHSS	T6648CHSS	T8848CHSS	T121248CHSS	48.00 (1219)
T2260CHSS	T4460CHSS	T6660CHSS	T8860CHSS	T121260CHSS	60.00 (1524)
T2272CHSS	T4472CHSS	T6672CHSS	—	—	72.00 (1829)

CONTINUOUS HINGE



SECTION A-A



Notes:

- 1. 2 clamps are used when L = 12.00" and 18.00".
- 2. 3 clamps are used when L = 24.00" through 48.00".
- 3. 4 clamps are used when L = 60.00" and 72.00".