

# Arcos® LED Indirect/Direct Pendant

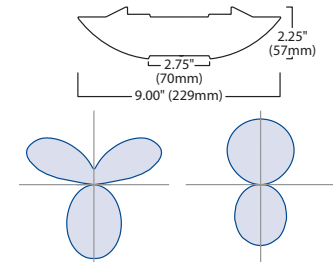

Fixture Type:

Project Name:

## Ordering Guide

Feature	Code	Options	Description
<b>Series</b>		13L	Arcos
<b>Mounting</b>		P	Pendant
<b>Fixture distribution</b>		ID	Indirect/Direct
<b>Uplight distribution</b>		STD LPA LPAD	Standard Low Peak Angle Low Peak Angle Diffuser
<b>Row length (in feet)</b>		---	Enter in foot increments. Note fixture lengths below.
<b>Max length in row</b>		03 04 06 08	3', 914mm 4', 1219mm 6', 1829mm 8', 2438mm
<b>Downlight diffuser</b>		SOF BWO	Soft Diffuse Blade Baffle with Overlay
<b>Finish/Color</b>		C1 C2 C4 C5 C6 CC	Matte White (Default) Textured, Matte White Machined Aluminum Carbon Black Textured, Camera Black Custom Color
<b>Color temperature</b>		27K 30K 35K 40K 50K 27K9 30K9 35K9 40K9 50K9 2230TD 2750T 2765T	2700K+ 3000K 3500K 4000K 5000K+ 2700K, 90 CRI+ 3000K, 90 CRI 3500K, 90 CRI 4000K, 90 CRI 5000K, 90 CRI+ 2200K-3000K SpectraSync™ Dim-to-Warm* 2700K-5000K SpectraSync™ Tunable White* 2700K-6500K SpectraSync™ Tunable White* *Must be ordered with D05 Driver option; excludes 2' lengths
<b>Indirect output/ft</b> (specifiable in 50 lumens/ft increments)		I025 I145	250 (not available in 3' individual) 1450
<b>Direct output/ft</b> (specifiable in 50 lumens/ft increments)		D015 D135	150 (not available in 3' individual) 1350
<b>Driver</b>		NDM D05 D01 DS1 D00 DS0 LEC DALI DALIP	Non Dimming 5% Dimming, 0-10V* 1% Dimming, 0-10V Soft Start 1% Dimming, 0-10V Dim-to-off, (1%) 0-10V Soft-Start Dim-to-off (1%), 0-10V Hi-lume 1% EcoSystem LED Driver DALI+ Powered DALI (2.0)+ *Must be ordered with 2230TD, 2750T or 2765T Options
<b>Circuiting</b>		1C 2C	1 Circuit 2 Circuit-Up Light/ Down Light

+ Additional lead time may be applicable. Contact factory.



## Key Features

- Variable Intensity technology provides independently-adjustable uplight and downlight levels
- Windowless design provides for continuous lens along all fixture lengths
- 2 SDCM color variation
- Standard (Lambertian) and low peak angle upright options

## Performance

Nomenclature	Lumens/ft	W/ft	Efficacy
<b>Uplight (STD distribution)</b>			
I025 (min)	250	1.9	131
I050	500	3.4	146
I075	750	5.2	146
I100	1000	7.1	140
I145 (max)	1450	10.7	136
<b>Uplight (LPA distribution)</b>			
I025 (min)	250	2.3	111
I050	500	4.2	120
I075	750	6.2	120
I100	1000	8.7	115
I145 (max)	1450	12.0	121
<b>Downlight</b>			
D015 (min)	150	1.7	87
D025	250	2.5	101
D050	500	4.7	107
D075	750	6.9	108
D090	900	8.5	106
D135 (max)	1350	13.0	104



**Quick Find** [litecontrol.com](http://litecontrol.com)

**13L-P**

LED / 13L-P

# Arcos® LED Indirect/Direct Pendant

## Ordering Guide (cont)

<b>Voltage</b>		UNV 347	Universal Voltage 347 Volt** *Excludes Emergency Battery Pack 'EF' Option. Excludes DALI, DALIP and Lutron (LEC) Dimming Drivers
<b>Suspension kit</b>		FA1 FA2 FA3 FA4	Suspension Kit, 51" Suspension Kit, 87" Suspension Kit, 219" Suspension Kit, 363" * Add suffix /V to replace all 2" non-feed canopy covers with 5" canopy covers. FA1/V = 51" suspension kit w/ 5" canopies; Stems (where applicable), canopies, and feed cord are supplied in white regardless of fixture color unless otherwise specified
<b>Optional Features</b>	<b>Code</b>	<b>Options</b>	<b>Description</b>
<b>Nightlight</b>		NL	Nightlight Circuit Required. Enter quantity. 2NL = 2 nightlight circuits/row
<b>Emergency</b>		EF	10W Emergency Battery Backup. Enter quantity. 2EF = 2 Emergency batteries/row. See details for restrictions
<b>Thru-wiring</b>		W1 W2 W3	No Thru Wire Provide Normal and Emergency/Nightlight Thru Wiring* Provide Normal Thru Wiring Only *Only applicable when specified with Emergency/Nightlight
<b>Dust cover</b>		L1	Clear Acrylic Dust Cover Lens
<b>T-Bar Clips</b>		CB1 CB2 CB3	T-bar clip - 15/16" T-bar clip - 9/16" T-bar clip - 9/16" SS *Includes Luminaire Canopy Box, see page 3 for details
<b>Control Options</b>	<b>Code</b>	<b>Options</b>	<b>Description</b>
<b>NX**</b>		NXE NXWE NXES NXS NXSW NXWD NXSWD	NX Enabled, Dual SmartPorts NX Wireless Enabled NX Enabled, Dual SmartPorts, PIR Occupancy Sensor, Dimming Daylight Harvesting NX, PIR Occupancy Sensor, Dimming Daylight Harvesting (standalone) NX Wireless, PIR Occupancy Sensor, Dimming Daylight Harvesting NX Wireless Enabled, Dual SmartPORTs NX Wireless, PIR Occupancy Sensor, Dimming Daylight Harvesting, Dual SmartPORTs *Not available for row mounting; Only available with 0-10V Driver options; Contact factory for Length restrictions
<b>Sensors†</b>		SD1	Daylight Sensor Required. Enter quantity. 2SD1 = 2 daylight sensors/row

\* Additional lead time may be applicable. Contact factory.

## Arcos® LED Indirect/Direct Pendant

### Details

**Construction:**

Extruded aluminum housing

**Finish:**

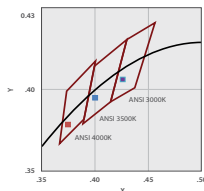
Visit [www.litecontrol.com/finishes](http://www.litecontrol.com/finishes) for details.

**Downlight diffuser:**

SOF-Softglo acrylic lens (ships installed)  
BWO-While blade baffle with softglo lens overlay (ships installed)

**CCT:**

27K-2700K output multiplier (0.95)  
30K-3000K output multiplier (0.98)  
35K-3500K output multiplier (1.00)\*  
40K-4000K output multiplier (1.03)  
50K-5000K output multiplier (1.05)  
27K9-2700K 90 CRI output multiplier (0.83)  
30K9-3000K 90 CRI output multiplier (0.85)  
35K9-3500K 90 CRI output multiplier (0.88)  
40K9-4000K 90 CRI output multiplier (0.90)  
50K9-5000K 90 CRI output multiplier (0.93)  
\*Scale all values from 35K



**Color variation:**

2 step MacAdam ellipse

**Output (Vi Technology):**

Variable Intensity (VI) technology allows precise specification of fixture output/wattage. Fixture will be programmed & labeled to specification. See Output section for available increments.

**Output:**

Indirect and direct hemispheres can be independently specified. Specify each in 50 lumen increments/ft within the below range:

	Lumens/ft	Nomenclature
<b>Indirect</b>		
Min:	250	I025
Max:	1450	I145
<b>Direct</b>		
Min:	150	D015
Max:	1350	D135

**Nightlight:**

See separate LC-Nightlight spec sheet for additional details.

**Emergency:**

EF - 10W battery powered driver.  
Provides a minimum of 90 minutes of emergency lighting.  
Inverter-Compatible. Provided by others.

**Circuiting:**

1C (1 Circuit) Uplight and downlight switched/dimmed together.  
2C (2 Circuit uplight/downlight) Uplight and downlight switched/dimmed separately. Two power feeds required.

**Suspension kit:**

3/64" diameter field-adjustable aircraft cable. Ship separately. Suspension required at every row joint. Low profile yoke style limiters visibility while providing maximum horizontal balance adjustment.

**Driver:**

- NDM: Non-dimming. Fixture will be wired for fixed light output.
- D05: Osram 100%-5% dimming range. Fixture will be wired for low voltage 0-10V dimming control. Only applicable if either 2230TD, 2750T or 2765T is selected.
- D01: 100%-1% dimming range. Fixture will be wired for low voltage 0-10V dimming control.
- DS1: Soft-Start 100%-1% dimming range. Fixture will be wired for low voltage 0-10V dimming control.
- D00: Dim-to-off 100%-1% Dimming range. Fixture will be wired for low voltage 0-10V dimming
- DS0: Soft-Start Dim-to-off 100%-1% dimming range. Fixture will be wired for low voltage 0-10V dimming control.
- LEC: Hi-Lume 1% EcoSystem LED Driver with Soft-on, Fade-to-Black dimming technology.
- DALI: DALI compatible.
- DALIP: Self-Powered DALI bus (e.g. DEXAL)

**NX Distributed Intelligence:** **NX INTELLIGENCE**

Supports indoor and outdoor applications, wired, wireless and hybrid networked NX lighting control deployments and enables emerging applications such as Hubbell Lighting's SpectraSync™ color tuning technology.

See separate [NX™ Application Guide](#) for additional details.

See Hubbell Controls Solution [NX Brochure](#).

**Sensors:**

- SD1: Daylight sensor only (Wattstopper part# FD301). Installs within diffuser; cover plate ensures clean fit/finish. Can be installed at any fixture joint.
  - NX: NX Sensors installs between diffusers.
- See separate [Controls Options Guide](#) for additional details.

**Thru wiring:**

See separate LC-Thruwire spec sheet for additional details.

**Row joining:**

Each row joint/end cap requires dowel pins (factory-supplied) which provide preliminary alignment and fixture support. 5/8" Philips pan-head screws (factory-supplied) install from above to ensure tight, consistent seams.

**End caps:**

Die-cast aluminum. Sculpted-style only.

**Feed cord:**

3-wire, 5 amps max; 4-wire, 7 amps max; 5-wire, 5 amps max.

**SpectraSync™ Color Tuning Technology:** **SpectraSync™**

Control your space based on the needs of the application, specific activities throughout the day and preferences of the occupants with two distinct SpectraSync™ Color Tuning Technology.

- Dim to Warm: Dim to Warm mimics the familiar warming effect that occurs with traditional incandescent sources as they are dimmed. (Available with 2200K-3000K).
- Tunable White: Tunable White offers users the ability to tailor CCT to their personal preference, enhancing task visibility, material and colors or the aesthetics of the space. (Available with 2700K-5000K or 2700K-6500K).

See separate [SpectraSync™ Tech Sheet](#) for additional details.

See separate [NX™ Solutions Guide](#) for additional details.



## Arcos® LED Indirect/Direct Pendant

### Details

**Field accessibility:**

LED boards and drivers can be accessed and removed from above fixture, while installed. LED boards can be replaced either individually or as part of 4' module.

**Fixture weight:**

3 lbs/ft. End cap 0.5 lbs each.

**Ratings:**

CSA listed for damp locations. IBEW. AF of L. UL924.

This product qualifies as a "designated country construction material" per FAR 52.225-11 Buy American-Construction. Materials under Trade Agreements effective 8/14/2020.

See [Buy American Solutions](#). Contact factory for configurations including Emergency Battery, NX, or sensors.



**Warranty:**

LED boards-5 years  
LED drivers (standard)-5 years  
LED drivers (Lutron)-3 years

**Rated life:**

Tested in accordance to LM79-2008 & derived from EPA TM-21 calculator  
L70: 280,000 hours (calculated per TM-21 extrapolated curve)  
L70: >61,000 hours (reported per TM-21/LM80 6x's limitation)  
L90: 72,000 hours (calculated per TM-21 extrapolated curve)  
L90: >61,000 hours (reported per TM-21/LM80 6x's limitation)

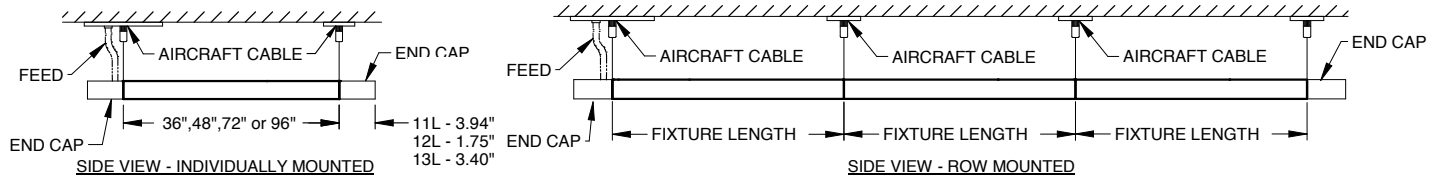
Litecontrol reserves the right to change specifications without notice.

**Luminaire Canopy Box:**

See separate [LC instructions](#) for additional details  
\*For use with Grid Ceilings only

**T-Bar Clips:**

See separate [LC instructions](#) for additional details  
\*For use with Grid Ceilings only



## Arcos® LED Indirect/Direct Pendant

### Photometry

**Fixture:** 13L-P-ID-STD-04-04-SOF-C1-35K-I075/D050

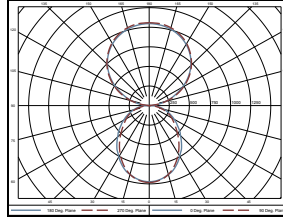
**CCT:** 3500K

**Output:** I075/D050

**Nominal lumens:** Indirect: 750/ft. Direct 500/ft.

**Efficacy:** 131 lm/W

**Test report:** 11L-P-ID-STD-04-04-SOF-C1-35K-I075/D050



Zone	Lumens	% of Luminaire
0-40	1142	20.3%
0-60	1711	33.9%
0-90	2455	43.6%
90-180	3172	56.4%

**Fixture:** 13L-P-ID-LPA-04-04-SOF-C1-35K-I065/D050

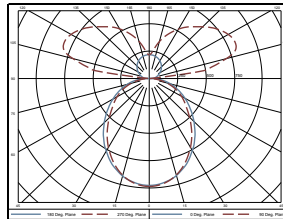
**CCT:** 3500K

**Output:** I065/D050

**Nominal lumens:** Indirect: 650/ft. Direct 500/ft.

**Efficacy:** 119 lm/W

**Test report:** 11L-P-ID-LPA-04-04-SOF-C1-35K-I065/D050



Zone	Lumens	% of Luminaire
0-40	1148	22.9%
0-60	1724	38.2%
0-90	2465	49.1%
90-180	2559	50.9%