

Inde-Pendant Surface Direct

Fixture Type:

Project Name:

Ordering Guide

Feature	Code	Options	Description
Series		32L	Inde-Pendant
Configuration		C	Cylinder
Mounting		S	Surface
Fixture distribution		D	Direct
Primary Finish		C1 C4 C5 CC	Matte White (Default) Machined Aluminum Carbon Black Custom Color
Accent Finish		/AC1 /AC4 /AC5 /ACC	Matte Finish (Default) Machined Aluminum Carbon Black Custom Color
Color temperature		30K 35K 40K	3000K 3500K 4000K
Cylinder Direct Output <i>(specifiable in 50 lumens increments)</i>		D060 D200	600 2000
Driver		NDM D01 DALI	Non Dimming 1% Dimming, 0-10V DALI
Circuiting		1C	1 Circuit
Voltage		UNV 347	Universal Voltage (120-277) 347 Volt* *Excludes DALI Dimming Option
Ceiling Type		GDW PT	Grid or Drywall (Default) Plaster Trim
Optional Features	Code	Options	Description
Chicago Environmental Air		CCEA	Chicago Environmental Air Modification



Key Features

- Variable Intensity technology provides specifiable lumen output/wattage
- 2.5 SDCM color variation
- Remote-mounted driver assembly
- Customizable finish variations



 **Quick Find** litecontrol.com

32L-C-S-D

Inde-Pendant Surface Direct

Details

Construction:

Driver enclosure (GDW & PT)- Die formed steel. Canopy assembly contains die cast aluminum housing with steel canopy fascia plate that secures to housing using neodymium magnets. Canopy contains nylon bushings as power over aircraft isolation.

6" Ceiling depth required for driver installation.

Cylinder- Die cast aluminum cylinders containing nylon bushings as power over aircraft isolation.

Downlight diffuser:

Cylinder- Inner lens is soft diffuse acrylic.

Cylinder Outer lens is clear acrylic.

Finish/Color:

Visit www.litecontrol.com/finishes for details.

CCT:

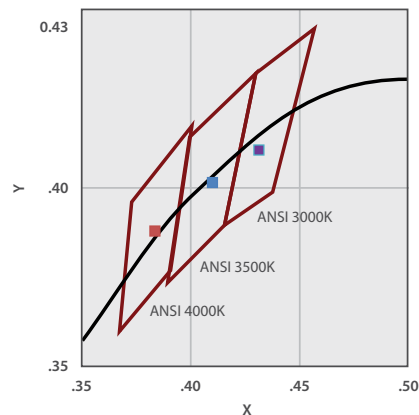
30K-3000K output multiplier (0.97)

35K-3500K output multiplier (1.00)

40K-4000K output multiplier (1.02)

* All photometric files below based off 3500K. Any deviation from this color temperature is subject to have lumen output altered by multiplier shown.

Ex. 2000 lm x .97=1940 lm in 3000K



Color Variation:

2 step MacAdam ellipse

Driver Lumen Output Ranges:

Direct

D01 or NDM: D060-D200

DALI: D060-D200

347V: D110-D200

Output (VI technology):

Variable Intensity (VI) technology allows precise specification of fixture output/wattage. Fixture will be programmed and labeled to specification. Specify each in 50 lumen increments/ft within the below range:

Lumens	Nomenclature
Cylinder Direct	
Min: 600	D060
Max: 2000	D200

Driver:

NDM: Non-dimming. Fixture will be wired for fixed light output.

D01: 100%-1% dimming range. Fixture will be wired for low voltage 0-10V dimming control.

DS1: Soft-Start 100%-1% dimming range. Fixture will be wired for low voltage 0-10V dimming control.

D00: Dim-to-off 100%-1% Dimming range. Fixture will be wired for low voltage 0-10V dimming

DS0: Soft-Start Dim-to-off 100%-1% dimming range. Fixture will be wired for low voltage 0-10V dimming control.

DALI: DALI compatible

*See driver limitations in Driver lumen output ranges section below.

Field Accessibility:

LED drivers and light engines can be accessed and removed from below ceiling. Contact factory for details.

Circuiting:

1C (1 Circuit) Fixture wired for a single circuit.

Rated Life (LED Board):

Tested in accordance to LM79-2008 & derived from EPA TM-21 calculator
L70: > 51,000 hours

Rated Life (Driver):

100,000 hours

Fixture Weight:

4 lbs.

Ratings:

CSA listed for damp locations. IBEW. AF of L.

This product qualifies as a "designated country construction material" per FAR 52.225-11 Buy American-Construction.

Materials under Trade Agreements effective 8/14/2020.

See [Buy American Solutions](#).



Warranty:

LED boards- 5 years

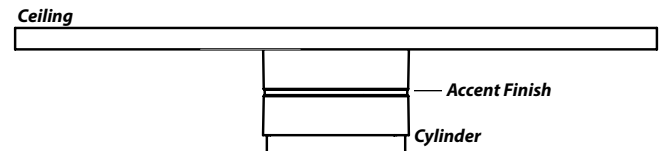
LED drivers (standard)- 5 years

LED drivers (Lutron)- 3 years

Planning for Installation:

See below image for installation application.

*For complete details, reference Installation Instructions at Litecontrol.com.



Quick Find litecontrol.com

32L-C-S-D

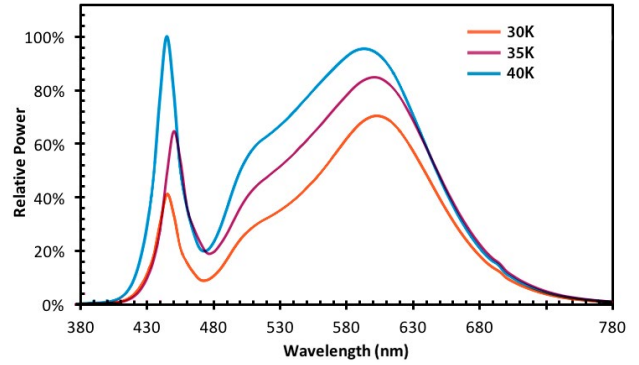
Inde-Pendant Surface Direct

Details (continued)

Color Characteristics:

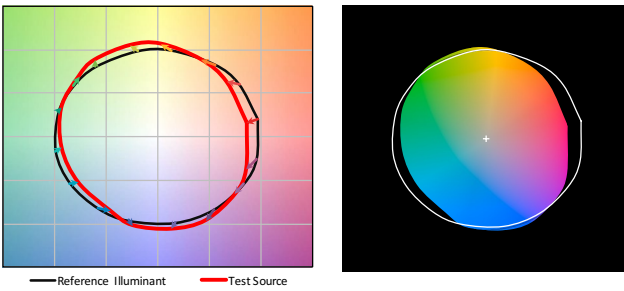
Value	30K	35K	40K
Rf	81	84	81
Rg	98	96	97
CCT (K)	3014	3435	3911
Duv	-0.0004	0.0016	0.0017
x	0.4353	0.4108	0.3857
y	0.4025	0.3973	0.3837
CIE Ra	81	83	81

Spectral Distribution:

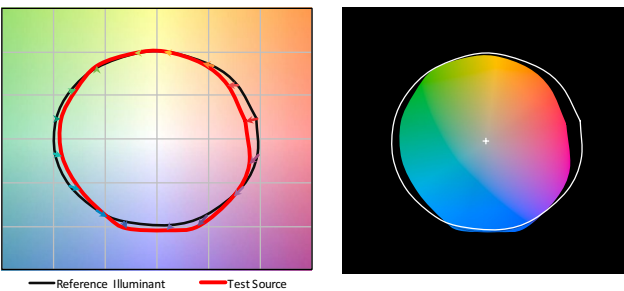


Color Vector Graphic:

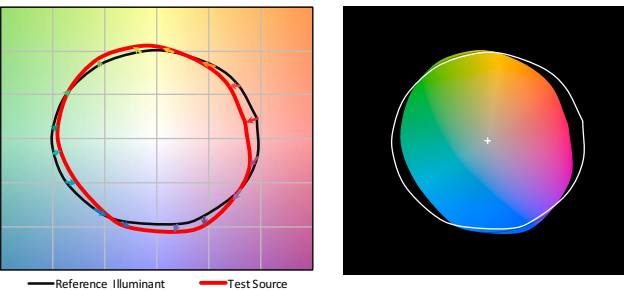
30K:



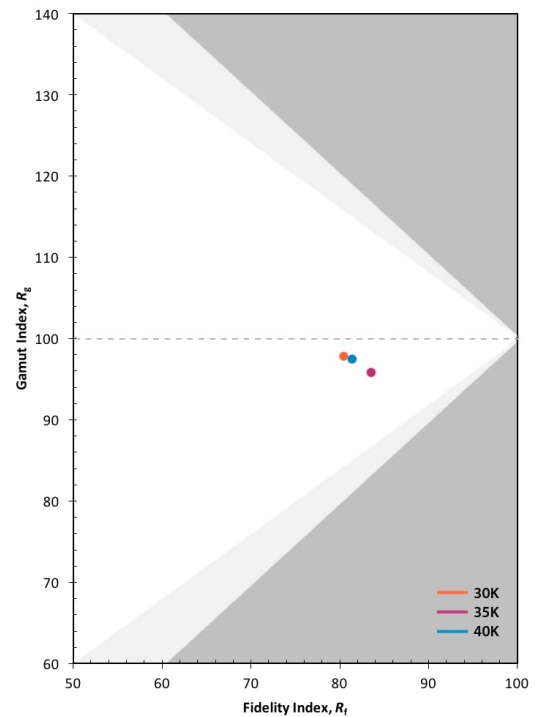
35K:



40K:



Color Gamut/Fidelity Plot:



CRI:

80 minimum

CCT	CRI	R1	R2	R3	R4	R5	R6	R7	R8	R9	R10	R11	R12	R13	R14
30K	81	79	88	97	80	80	87	82	57	0	74	80	73	80	98
35K	83	81	90	96	82	82	87	85	63	9	76	81	67	83	98
40K	81	79	86	93	82	80	83	85	63	2	69	82	67	80	96

Quick Find litecontrol.com

32L-C-S-D

Inde-Pendant Surface Direct

Photometry

Fixture: 32L-C-S-D-CX/CX-30K-D185

CCT: 3000K

Output: D185

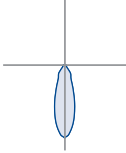
Nominal lumens: 1850 lumens

Efficacy: 91.3 lm/W

Test report: 32L-C-S-D-CX/CX-30K-D185.IES

Zonal Lumens

Zone	Lumens	Lamp %
0-40	1521	80.5%
0-60	1736	91.9%
0-90	1878	99.5%
90-180	10	0.5%
0-180	1889	100.0%



Performance- Cylinder Direct

Nomenclature	Lumens/unit	W/unit	Efficacy
D060	600	7.7	78
D065	650	8.1	80
D070	700	8.6	82
D075	750	9.0	84
D080	800	9.4	85
D085	850	9.8	87
D090	900	10.2	88
D095	950	10.7	89
D100	1000	11.1	90
D105	1050	11.5	91
D110	1100	11.9	92
D115	1150	12.4	93
D120	1200	12.8	94
D125	1250	13.2	95
D130	1300	13.6	95
D135	1350	14.2	95
D140	1400	14.7	95
D145	1450	15.3	95
D150	1500	15.8	95
D155	1550	16.4	95
D160	1600	16.9	95
D165	1650	17.5	95
D170	1700	18.0	94
D175	1750	18.6	94
D180	1800	19.1	94
D185	1850	19.7	94
D190	1900	20.2	94
D195	1950	20.8	94
D200	2000	21.4	93

(wattage may vary up to 5% from published)

 **Quick Find** litecontrol.com

32L-C-S-D