

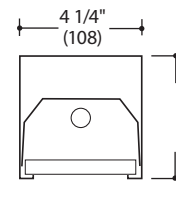

MOD 44 Direct Pendant

Fixture Type:

Project Name:

Ordering Guide

Feature	Code	Options	Description
Series		44	MOD
Mounting		P	Pendant
Fixture distribution		D	Direct
Row length (in feet)		____'	Enter in foot increments. Note fixture lengths below.
Max length in row		02 03 04 06 08	2', 610mm 3', 914mm 4', 1219mm 6', 1829mm 8', 2438mm
Downlight diffuser		BW BWO SGL PS PW PSO PWO XA PAT19 SGL	Blade Baffle, White Blade Baffle, White w/Overlay Soft Glow Lens Parabolic Baffle, Semi-Specular Aluminum* Parabolic Baffle, White* Parabolic Baffle, Semi-Specular w/Overlay* Parabolic Baffle, White w/Overlay* 3/16" Conical Prisms 3/16" Square Prisms Soft Glow Lens *Not available with 2-Light T8
Finish/Color		C1 C2 C3 C4 C5 C6 CC	Matte White (Default) Textured, Matte White Light Silver Machined Aluminum Carbon Black Textured, Camera Black Custom Color
Lamping		1T5 1T5HO 1T8 2T5 2T5HO 2T8	1-Light T5 Lamping 1-Light T5HO Lamping 1-Light T8 Lamping 2-Light T5 Lamping 2-Light T5HO Lamping 2-Light T8 Lamping
Ballast (non-dimming T5/HO)		NPN	Electronic, program-start
Ballast (non-dimming T8)		NIN NPN NIL NPL NIH NPH	Electronic Electronic, program-start Electronic, low-wattage Electronic, low-wattage, program-start Electronic, high light output Electronic, high light output, program-start
Ballast (dimming)		010V LVD DALI LLS	0-10V Dimming Line Voltage Dimming Dali System Light Level Switching 50/100 See <i>Ballast</i> section for additional dimming ballast options
Circuiting		1C 2C AC	1 Circuit 2 Circuit-In Board/ Out Board Alternate Lamp Compartment Switch
Voltage		UNV 120 277 347	Universal Voltage 120 Volt 277 Volt 347 Volt



Key Features

- 4" rectilinear form factor

CS™ Control Solutions available

Quick Find litecontrol.com

44-P-D

MOD 44 Direct Pendant

Ordering Guide (continued)

Suspension kit		FA1 FA2 FA3 FAX P6S SCP6 EQP6	Suspension Kit, 51" Suspension Kit, 87" Suspension Kit, 219" Suspension Kit, SPECIFY LENGTH Standard Stem Assy Sloped Ceiling, P6 Stem Assy Earthquake, P6 Stem Assy * Add suffix /V to replace all 2" non-feed canopy covers with 5" canopy covers. FA1/V = 51" suspension kit w/ 5" canopies; Stems (where applicable), canopies, and feed cord are supplied in white regardless of fixture color unless otherwise specified
Optional Features	Code	Options	Description
Nightlight		_NL	Nightlight Circuit Required. Enter quantity. 2NL = 2 nightlight circuits/row
Emergency		_EF	Emergency Battery Required. Enter quantity. 2EF = 2 emergency batteries/row
Thru-wiring		W1 W2 W3	No Thru Wire Provide Normal and Emergency Thru Wiring* Provide Normal Thru Wiring Only *Only applicable when specified with emergency
Data connection		_DCF	Data connection cables required. Enter quantity. 2DCF = 2 cables/row
Pattern boxes		PBE PBI PBC PBT PBX	Pattern Box, "E" End Pattern Box, "I" Intermediate Pattern Box, "C" Corner Pattern Box, "T" Shape Pattern Box, "X" Shape
Fuse		F	Fuse
T-Bar Clips		CB1 CB2 CB3	T-bar clip - 15/16" T-bar clip - 9/16" T-bar clip - 9/16" SS *To be ordered with Luminaire Canopy Box, see page 4 for details

MOD 44 Direct Pendant

Details

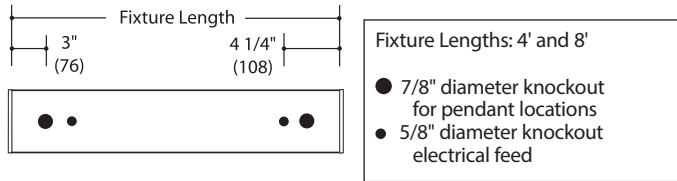
Construction:

Housing-steel.
End caps-steel. Flat style.

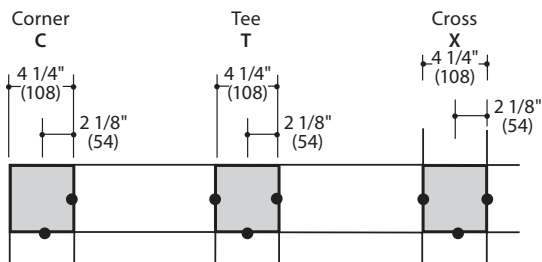
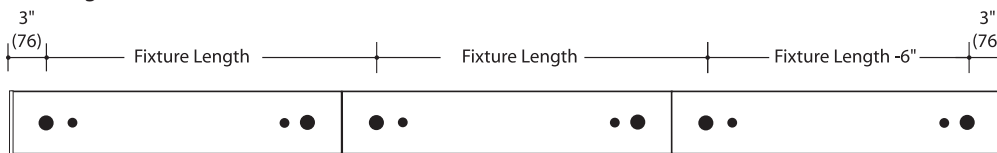
Mounting:

Pendant - Pendant locations at ends of rows (or individual fixtures) are 3" from fixture end. Pendant locations at in-row joints are 3" from the joint. All pendant types attach to universal flat strap for mounting either at a fixture end or across two fixtures at a row joint.

Individual Fixture



Row Diagram



Lamping:

Available in one-lamp T8 and one or two-lamp T5/T5HO configurations.

Cross-section lamping



1-T8



1-T5 or T5HO



2-T5 or T5HO



1-T5 SLS or T5HO SLS

Distribution:

100% direct.

Downlight diffuser:

- BW-Blade Baffle, White
- BWO-Blade Baffle, White w/Overlay
- PSO-Parabolic Baffle, Semi-Specular w/Overlay
- PWO-Parabolic Baffle, White w/Overlay
- SGL-Soft Glow Lens
- PS-Parabolic Baffle, Semi Specular Aluminum*
- PW-Parabolic Baffle, White*
- PSO-Parabolic Baffle, Semi-Specular w/Overlay*
- PWO-Parabolic Baffle, White w/Overlay*
- XA-3/16" Conical Prisms
- PAT19-3/16" Square Prisms
- SGL-Soft Glow Acrylic

Finish/Color:

Visit www.litecontrol.com/finishes for details.

Ballast:

Electronic Ballast (**ELB** - for T8 lamping or **ELB/PS** - for T5 or T5HO lamping) high power factor, thermally protected Class P, Sound Rated A, less than 10% THD, manufactured by a UL Listed manufacturer, as available, determined by Litecontrol. Ballasts with a voltage range of 120 to 277 will be used when fixture configuration and ballast availability allow. The minimum number of ballasts will be used.

Additional Dimming Ballast Options:

LE30	Lutron EcoSystem-3 Wire	(Normal Ballast Factor)
LEH0	Lutron EcoSystem-H Series	(Normal Ballast Factor)
LEH7	Lutron EcoSystem-H Series	(High Ballast Factor)
LEI0	Lutron EcoSystem-Intelligent	(Normal Ballast Factor)
LH3D	Lutron HiLume 3D-3 Wire	(Normal Ballast Factor)
LH37	Lutron HiLume 3D-3 Wire	(High Ballast Factor)
LHHL	Lutron HiLume-Traditional	(Normal Ballast Factor)
LHI0	Lutron HiLume-3D Intelligent	(Normal Ballast Factor)
LHI7	Lutron HiLume-3D Intelligent	(High Ballast Factor)



44-P-D

MOD 44 Direct Pendant

Details (continued)

Circuiting:

1C-1 Circuit
2C-2 Circuit-Up In-board/Out-Board
AC-Alternate Lamp Compartment Switch

Suspension Kit:

3/32" diameter field-adjustable aircraft cable. Ship separately.

Nightlight:

See separate LC-Nightlight spec sheet for additional details.

Emergency:

Battery-powered ballast from a listed manufacturer will operate one lamp for 90 minutes.

Thru wiring:

See separate LC-Thruwire spec sheet for additional details.

Canopy covers:

Non-feed-2" diameter (unless 5" non-feed cover is specified).
Feed-5" diameter.

Fuse:

Slow or fast blow; determined by Litecontrol.

Feed cord:

3-wire, 5 amps max; 4-wire, 7 amps max; 5-wire, 5 amps max

Ratings:

UL listed for damp locations. IBEW. AF of L.

Warranty:

1 year
see www.litecontrol.com for details

Luminaire Canopy Box:

See separate [LC instructions](#) for additional details
*For use with Grid Ceilings only

T-Bar Clips:

See separate [LC instructions](#) for additional details
*For use with Grid Ceilings only

**44-P-D**

MOD 44 Direct Pendant

Photometry

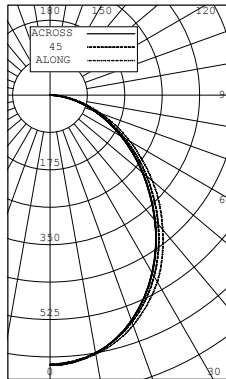
Fixture: 44-P-D-04-SGL-CX-1T8

Lamping: 1-T8

Efficiency: 53%

Distribution: 0/100

Test report: 10275540



ZONAL LUMENS AND PERCENTAGES

ZONE	LUMENS	% LAMP	% LUMINAIRE
0-30	471	16.51	31.21
0-40	748	26.23	49.57
0-60	1236	43.37	81.95
0-90	1508	52.92	100.00
40-90	761	26.69	50.43
60-90	272	9.55	18.05
90-180	0	0.00	0.00
0-180	1508	52.92	100.00

