


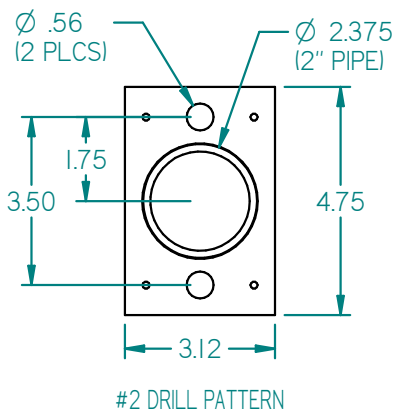
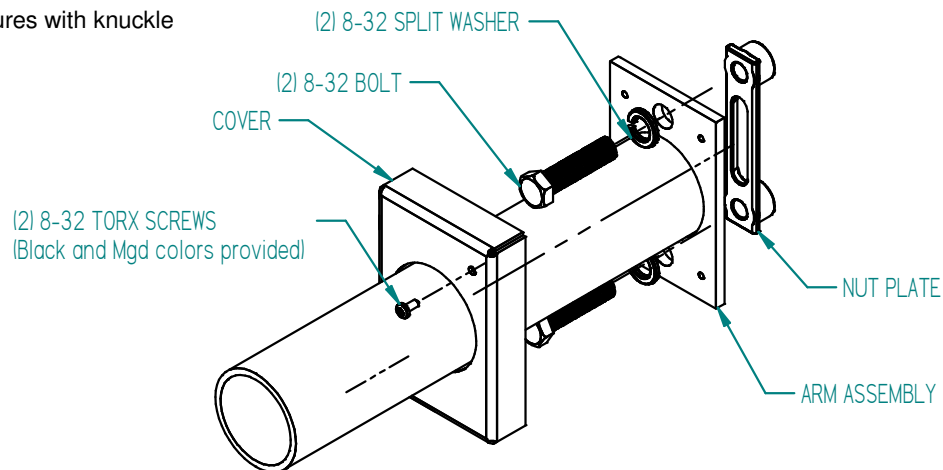
# ARM-F-M12 - Pole Bracket

STEEL POLE MOUNTING BRACKETS



**HUBBELL®**  
Outdoor Lighting

Compatible with: all fixtures with knuckle



## Mounting Notes:

1. Align holes in bolt plate assembly to predrilled holes in pole.
2. Insert (2) 8-32x1in long screws through (2) split lock washers, then through bolt plate assembly and secure into holes in pole.
3. Slide cover over arm until it covers bolts from bolt plate.
4. Secure cover with 8-32x1in long torx screws.

## Shipping Package Contents:

- 12" arm assembly (1)
- 1/2-13 Screw (2)
- 1/2" Split Washer (2)
- 8-32x1 MGD torx screw (2)
- 8-32x1 Blk torx screw (2)
- Cover (1)
- Nut Plate (1)

**Material:** Steel  
**Finish:** Powder Paint  
**Weight:** 8 lbs  
**EPA:** .1 ft<sup>2</sup>