



Z-Wave In-wall Smart Dimmer



Specifications

Power: 120VAC, 60Hz **Signal Frequency:** 908.4/916MHz
Maximum Load: 600W Incandescent, 300 Dimmable CFL/LED
Range: Up to 150 feet from controller or closest Z-Wave device
Operating Temperature: 32-104° F (0-40° C)
Warranty: 5-year limited product warranty

Requires neutral wire. Switch must be mounted indoors


Design Features

- Dual ground ports, which are offset to avoid switch box mounting screws, support daisy-chaining in multi-switch setups
- Remotely monitor with any mobile device*
- Works with Google and Alexa (requires compatible hub*)
- May be used in single pole installation or with up to four iDevices® model IDEVZ03DW Add-on switches in 3, 4, 5 or 6-way wiring configuration
- Works with most dimmable LED, CFL, halogen and all incandescent bulbs
- Turn ON/OFF and control the brightness level of the connected lighting manually or via Z-Wave hub or controller
- UL Listed to work with dimmable LED & CFLs
- Blue LED indicates switch location in a dark room (with 4 adjustable settings)
- Can be included in multiple Groups and Scenes
- Utilizes the Z-Wave Firmware Update Meta Data command class for standardized firmware updates Over the Air
- Supports Advanced Configuration Dim rates, LED status, minimum and maximum dim levels, Alternate exclusion
- Full Range Dimmability; adjust brightness level from 0-100% in 1% increments
- Screw Terminal installation; requires wiring connections for Line (Hot), Load, Neutral and Ground. Traveler wire required for multi pole installation
- Uses a standard decorative wall plate (wall plate not included)
- Interchangeable Paddle switch: White & light almond paddle included in package
- LED status can be inverted manually inverted, always OFF and always ON
- Inline traveler circuit protection
- Z-Wave Plus Certified

Z-Wave Plus with S2 Security and SmartStart Features

- Improved battery life and up to 50 percent greater wireless range
- QR codes with unique, industry-standard secure key exchange to add a layer of 128-bit encryption
- Effortless device pairing to Z-Wave S2 and SmartStart certified gateways
- Backward compatible with all generations of Z-Wave devices
- 250% faster processor
- 400% more memory
- 50% more energy efficient
- Supports wireless upgrades to future-proof your home
- Supports wireless upgrades to future-proof your home

White/light almond paddles included



* Requires Z-Wave hub or controller, functions may vary depending on brand.

IDEVZ05DW PRODUCT SPECIFICATIONS

Device Configuration

Adding your device to a Z-Wave network

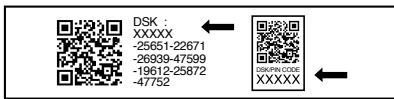
Once the hub is ready to add your smart dimmer, press and release the top or bottom button on the smart dimmer to add it in the network.

To remove and reset the device

Once the controller is ready to remove your device, press and release the top button on the smart dimmer to remove it from the network.

S2 + SmartStart install

The controller's app will indicate if it has discovered the device. If prompted by the controller to enter the S2 security code, refer to the QR code/security number on the side of the box, or the QR code label on the product. Enter the 5-digit code.



To return to factory defaults

Quickly press the ON button 3 times, then press the OFF button 3 times. The LED will flash ON/OFF 5 times when completed successfully.

Certifications & Compliances



Compliances, specifications and availability are subject to change without notice.

DISTRIBUTED BY
BRYANT ELECTRIC
HUBBELL INCORPORATED
(DELAWARE)
SHELTON, CT 06484

©Hubbell | IDEVZ05DW | 2021 v1.1BRY

Related Products - iDevices® Z-Wave Products



IDEVZ01DW
In-Wall
Smart Switch



IDEVZ03DW
Add-On
Switch



IDEVZ08W
Smart Tamper
Resistant
Receptacle