



RIGID CONDUIT NIPPLES



AN-1 to 0



AN - 2B

- Suitable for use in hazardous location applications when installed according to NEC Articles 501.10 (Class I, Div. 1 & 2 Groups A,B,C,D), NEC 502.10 (Class II, Div. 1 & 2, Groups EFG) and NEC 503.10 (Class III).
- UL Standards 886 and 1203

LISTED File No. E 311892

FEATURES-SPECIFICATIONS

Application

- To connect threaded rigid or IMC conduit to cast hubs or drilled and tapped conduit openings

Features

- Tapered threads (NPT) meet latest UL 1203 requirements

Material/Finish

Copper-free Aluminum
(less than 4/10 of 1%)

Steel – 1/2" - 6"

- Zinc Plated

For ATEX and IEC Ex certified Rigid Conduit Nipple, see page F75

RIGID CONDUIT NIPPLES - ALUMINUM				
CATALOG NUMBER	CONDUIT SIZE	THREAD SPECIFICATION	BODY LENGTH DIMENSION A	FIG.#
AN-1	1/2"	1/2"- 14 NPT	1-9/16" (39.7)	1
AN-2	3/4"	3/4"- 14 NPT	1-37/64" (40.1)	1
AN-3	1"	1"- 11-1/2 NPT	1-31/32" (50.0)	1
AN-4	1-1/4"	1"- 11-1/2 NPT	2-1/64" (51.2)	1
AN-5	1-1/2"	1"- 11-1/2 NPT	2-1/16" (52.4)	1
AN-6	2"	1"- 11-1/2 NPT	2-1/8" (54.0)	1
AN-7	2-1/2"	2-1/2"- 8 NPT	3-9/64" (79.8)	1
AN-8	3"	3"- 8 NPT	3-1/4" (82.6)	1
AN-9	3-1/2"	3-1/2"- 8 NPT	3-23/64" (85.3)	1
AN-10	4"	4"- 8 NPT	3-15/32" (88.1)	1
AN-11	5"	5"- 8 NPT	3-1/2" (88.9)	1
AN-12	6"	6"- 8 NPT	3-1/2" (88.9)	1
AN-1B	1/2"	1/2"- 14 NPT	2" (50.8)	2
AN-2B	3/4"	3/4"- 14 NPT	2" (50.8)	2

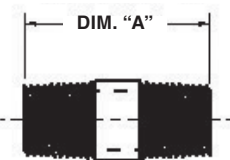
RIGID CONDUIT NIPPLES - STEEL				
CATALOG NUMBER	CONDUIT SIZE	THREAD SPECIFICATION	BODY LENGTH DIMENSION A	FIG.#
AN-1S	1/2"	1/2"- 14 NPT	1-9/16" (39.7)	1
AN-2S	3/4"	3/4"- 14 NPT	1-37/64" (40.1)	1
AN-3S	1"	1"- 11-1/2 NPT	1-31/32" (50.0)	1
AN-4S	1-1/4"	1"- 11-1/2 NPT	2-1/64" (51.2)	1
AN-5S	1-1/2"	1"- 11-1/2 NPT	2-1/16" (52.4)	1
AN-6S	2"	1"- 11-1/2 NPT	2-1/8" (54.0)	1
AN-7S	2-1/2"	2-1/2"- 8 NPT	3-9/64" (79.8)	1
AN-8S	3"	3"- 8 NPT	3-1/4" (82.6)	1
AN-9S	3-1/2"	3-1/2"- 8 NPT	3-23/64" (85.3)	1
AN-10S	4"	4"- 8 NPT	3-15/32" (88.1)	1
AN-11S	5"	5"- 8 NPT	3-1/2" (88.9)	1
AN-12S	6"	6"- 8 NPT	3-1/2" (88.9)	1
AN-1BS	1/2"	1/2"- 14 NPT	2" (50.8)	2
AN-2BS	3/4"	3/4"- 14 NPT	2" (50.8)	2

FIGURE 1



AN-1 to 0

FIGURE 2



AN-2B



FITTINGS

RIGID CONDUIT NIPPLES



AN-1 to 0



AN-2B



Global Listings

ATEX / IEC Ex Certified

SIRA 13ATEX1196U

II 2 G D

Ex d IIC Gb

Ex e IIC Gb

Ex tb IIIC Db

Ta = -50°C to +60°C

IECEX SIR 13.0073U

Ex d IIC Gb

EX e IIC Gb

EX tb IIIC Db

Ta = -50°C to +60°C

- Suitable for use in hazardous location applications when installed according to NEC Articles 501.10 (Class I, Div. I & 2 Groups A, B, C, D), NEC 502.10 (Class II, Div. I & 2, Groups EFG) and NEC 503.10 (Class III).

- UL Standard 1203

UL US File No. E 348606 (steel)

UL LISTED File No. E 311892 (aluminum)

FEATURES-SPECIFICATIONS

Application

- To connect threaded rigid or IMC conduit to cast hubs or drilled and tapped conduit openings

Features

- Tapered threads (NPT) meet latest UL 1203 requirements

Material/Finish


Copper-free Aluminum
(less than 4/10 of 1%)

Steel – 1/2" - 6"

- Zinc Plated

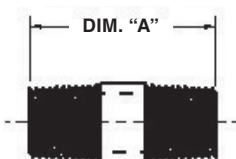
For Non-ATEX and IEC Ex certified Rigid Conduit Nipple, see page F74

FIGURE 1



AN-1 to 0

FIGURE 2



AN-2B

RIGID CONDUIT NIPPLES - ALUMINUM

CATALOG NUMBER	CONDUIT SIZE	THREAD SPECIFICATION	BODY LENGTH DIMENSION A	FIG.#
AN-1-EX	1/2"	1/2"- 14 NPT	1-9/16" (39.7)	1
AN-2-EX	3/4"	3/4"- 14 NPT	1-37/64" (40.1)	1
AN-3-EX	1"	1"- 11-1/2 NPT	1-31/32" (50.0)	1
AN-4-EX	1-1/4"	1"- 11-1/2 NPT	2-1/64" (51.2)	1
AN-5-EX	1-1/2"	1"- 11-1/2 NPT	2-1/16" (52.4)	1
AN-6-EX	2"	1"- 11-1/2 NPT	2-1/8" (54.0)	1
AN-7-EX	2-1/2"	2-1/2"- 8 NPT	3-9/64" (79.8)	1
AN-8-EX	3"	3"- 8 NPT	3-1/4" (82.6)	1
AN-9-EX	3-1/2"	3-1/2"- 8 NPT	3-23/64" (85.3)	1
AN-10-EX	4"	4"- 8 NPT	3-15/32" (88.1)	1
AN-1B-EX	1/2"	1/2"- 14 NPT	2" (50.8)	2
AN-2B-EX	3/4"	3/4"- 14 NPT	2" (50.8)	2

RIGID CONDUIT NIPPLES - STEEL

CATALOG NUMBER	CONDUIT SIZE	THREAD SPECIFICATION	BODY LENGTH DIMENSION A	FIG.#
AN-1S-EX	1/2"	1/2"- 14 NPT	1-9/16" (39.7)	1
AN-2S-EX	3/4"	3/4"- 14 NPT	1-37/64" (40.1)	1
AN-3S-EX	1"	1"- 11-1/2 NPT	1-31/32" (50.0)	1
AN-4S-EX	1-1/4"	1"- 11-1/2 NPT	2-1/64" (51.2)	1
AN-5S-EX	1-1/2"	1"- 11-1/2 NPT	2-1/16" (52.4)	1
AN-6S-EX	2"	1"- 11-1/2 NPT	2-1/8" (54.0)	1
AN-7S-EX	2-1/2"	2-1/2"- 8 NPT	3-9/64" (79.8)	1
AN-8S-EX	3"	3"- 8 NPT	3-1/4" (82.6)	1
AN-9S-EX	3-1/2"	3-1/2"- 8 NPT	3-23/64" (85.3)	1
AN-10S-EX	4"	4"- 8 NPT	3-15/32" (88.1)	1
AN-1BS-EX	1/2"	1/2"- 14 NPT	2" (50.8)	2
AN-2BS-EX	3/4"	3/4"- 14 NPT	2" (50.8)	2