

DATE:	LOCATION:
TYPE:	PROJECT:
CATALOG #:	

NELO+ 75L

OPEN APERTURE PENDANT INDIRECT/DIRECT

FEATURES

- Variable Intensity technology provides a range of specifiable outputs and resulting fixture wattages
- 1500 lumens max direct, 1000 lumens max indirect. See performance data table on page 4 for additional information
- 80 & 90 CRI (30, 35, 40K); Warm Dim (30-22K), Tunable White (27-65K & 27-50K)



RELATED PRODUCTS

- [Ø 75L-P-ID](#)
[Ø 75L-W-D](#)
[Ø 70L-P-D](#)

CONTROL TECHNOLOGY



SPECIFICATIONS

CONSTRUCTION

- 4" x 4" nominal profile with 2.8" aperture.
- Extruded aluminum housing with machined aluminum end headers
- Die-cast aluminum end caps mechanically attached with no exposed fasteners. Open (ECO) and solid (ECC) designs available.
- Patent pending ConJoin™ row mounting system

OPTICS

- 3 SDCM CCT consistency, 80 or 90 CRI. Tunable White and Dim to Warm options available.
- 98% High reflectance laminated reflector for soft, continuous illumination. UV stable, UL 94 V rated.
- Additional reflector seam cover blends appearance for unbroken illumination in row mount configurations.
- Lambertian (STD) or extruded acrylic indirect low peak angle (LPA) uplight options available.

ELECTRICAL

- Variable Intensity (VI) technology allows precise specification of fixture output/wattage. Fixture will be programmed and labeled to specification.
- LED boards and solid state constant current driver are field-serviceable from below through housing aperture.
- 1C (1 Circuit) Fixture wired for a single circuit
- 2C (2 Circuit uplight/downlight) Uplight and

ELECTRICAL (CONTINUED)

- downlight switched/dimmed separately. Two power feeds required
- Emergency Battery: 10W battery powered driver. Provides a minimum of 90 minutes of emergency lighting. Inverter-Compatible. Provided by others. Available in 4'+ fixtures, LH/RH options available for 8' fixtures

INSTALLATION

- Fixture weight: 5 lbs/ft
- Suspension required at every row joint. 3/64" diameter field adjustable cables, ship separately.
- Low profile cable gripper limits visibility.
- Pendant location at ends of rows (or individual fixtures) are 1/3" from fixture ends.
- Pendant attachment allows for horizontal adjustment to "fine-tune" leveling
- Non-feed canopy covers 2" diameter (unless 5" non-feed cover specified).

CONTROLS

- Sensors install at end of individual fixtures. For rows or additional information, contact factory.
- NX Distributed Intelligence™: Supports indoor and outdoor applications, wired, wireless and hybrid networked NX lighting control deployments and enabled emerging applications, such as Hubbell Lighting's SpectraSync™ Color Tuning Technology
- SpectraSync™ Color Tuning Technology: Control your space based on the needs of the application, specific activities throughout the day and preferences of the occupants

CERTIFICATIONS

- CSA listed for damp locations
- UL924
- IBEW
- AF of L
- This product qualifies as a "designated country construction material" per FAR 52.225-11 Buy American-Construction. Materials under Trade Agreements effective 5/19/2022. See [Buy American Solutions](#). Contact factory for configurations including SpectraSync, NX, or sensors

WARRANTY

- LED boards - 5 years
- LED drivers (standard) - 5 years
- LED drivers (Lutron) - 3 years
- See HLI Standard Warranty for additional information

KEY DATA	
Lumen Range	I: 300 - 1000 D: 300 - 1500
SDCM	3
Rated Life	L85 > 50,000 Hours
Efficacy	110-136 LPW

DATE:	LOCATION:
TYPE:	PROJECT:
CATALOG #:	

NELO+ 75L

OPEN APERTURE PENDANT INDIRECT/DIRECT

ORDERING GUIDE

Example: 75L-P-ID-STD-8-08-C1-35K-I100-D100-D01-2C-UNV-ECO-FA1

CATALOG #

Series	Mounting	Distribution	Uplight Distribution	Row Length (In Feet)	Max Length in Row	Finish/Color ¹
75L Nelo+	P Pendant	ID Indirect / Direct	STD Standard	' Enter in foot increments	02 2', 609mm	C1 Matte White (Default)
			LPA Low Peak Angle		03 3', 914mm	C2 Textured Matte White
					04 4', 1219mm	C3 Light Silver
					05 5', 1524mm	C4 Machined Aluminum
					06 6', 1829mm	C5 Carbon Black
					08 8', 2438mm	C6 Textured Camera Black
						CC Custom Color

CCT/CRI ²	Indirect Output/ft	Direct Output/ft	Driver	Circuiting	Voltage
30K 3000K, 80CRI	I030 300 (Min)	D030 300 (Min)	D01 1% Dimming, 0-10V	1C 1 Circuit	UNV 120-277V
30K9 3000K, 90CRI			D05 5% Dimming, 0-10V ³		
35K 3500K, 80CRI	I100 1000 (Max)	D150 1500 (Max)	LEC Hi-Lume 1% EcoSystem	2C 2Circuit - Uplight / Downlight	347 347V ⁴
35K9 3500K, 90CRI			NDM Non-Dimming		
40K 4000K, 80CRI					
40K9 4000K, 90CRI					
2230TD 2200K-3000K SpectraSync™ Dim-to-Warm					
2750T 2700K-5000K SpectraSync™ Tunable White					
2765T 2700K-6500K SpectraSync™ Tunable White					

End Cap	Suspension Kit ⁵	Nightlight ⁶	Emergency ⁷	Thru-Wiring	Dust Cover	T-Bar Clips ⁸
ECO Open Style	FA1 Suspension Kit, 51"	NL Nightlight Circuit Required. Enter quantity.	EF 10W Emergency Battery Backup. Enter quantity.	W1 No Thru-Wire	L1 Clear Acrylic Dust Cover Lens	CB1 T-bar clip - 15/16"
ECC Closed Style	FA2 Suspension Kit, 87"			W2 Provide Normal and NL/EF Thru-Wiring		CB2 T-bar clip - 9/16"
	FA3 Suspension Kit, 219"			W3 Provide Normal Thru-Wiring Only		CB3 T-bar clip - 9/16" SS
	FA4 Suspension Kit, 363"					

Notes:

- 1 Visit <https://www.hubbell.com/litecontrol/en/product-finishes> for details.
- 2 SpectraSync must be ordered with D05 driver option
- 3 Must be ordered with SpectraSync options
- 4 Additional lead time may be applicable. Contact factory.
- 5 Add suffix /V to replace all 2" non-feed canopy covers with 5" canopy covers. FA1/V = 51" suspension kit w/ 5" canopies; canopies and feed cord are supplied in white regardless of fixture color unless otherwise specified.
- 6 2NL = 2 nightlight circuits/row
- 7 2EF = 2 Emergency batteries/row. See Details for restrictions. Provides a minimum of 90 minutes of emergency lighting. Inverter-Compatible. Provided by others. Available in 4+ fixtures; 8' available LH/RH.
- 8 Includes Luminaire Canopy Box.

Control Options

Contact factory for Control Options.

NELO+ 75L

OPEN APERTURE PENDANT INDIRECT/DIRECT

CONTROLS

NX DISTRIBUTED INTELLIGENCE™ LIGHTING CONTROLS:

Supports both indoor and outdoor applications in a variety of deployment options- wired, wireless, hybrid. Integrates with and enables a wide array of luminaires including those with SpectraSync™ Color Tuning Technology.



SPECTRASYNCTM COLOR TUNING TECHNOLOGY:

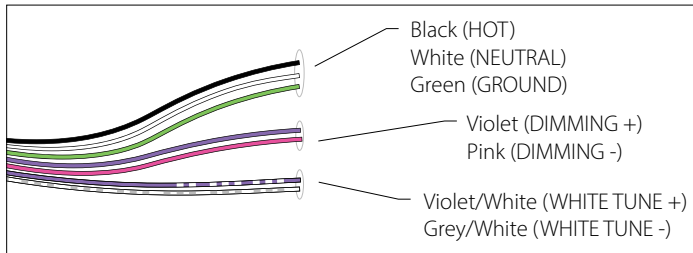
Control your space based on the needs of the application, specific activities throughout the day and preferences of the occupants with distinct SpectraSync™ Color Tuning Technologies.



SPECTRASYNCTM Color tuning technology		
Mode	Kelvin Range	Description
Dim to Warm	2200K–3000K	Mimics the familiar warning effect that occurs with traditional incandescent sources as they are dimmed
Tunable White	2700K–5000K 2700K–6500K	Offers users the ability to tailor CCT to their personal preference, enhancing task visibility, material and colors or the aesthetics of the space
Scheduled White	2700K-5000K 2700K-6500K	Mimics the rhythm of natural light or follows an alternative user-defined schedule throughout the day. enhancing an occupant's mood and well-being

SPECTRASYNCTM TUNABLE WHITE

Available in two options: 2750T (2700K–5000K) or 2765T (2700K–6500K). Requires two 0–10V controllers, one for intensity and one for CCT. Minimum 5% dimming.

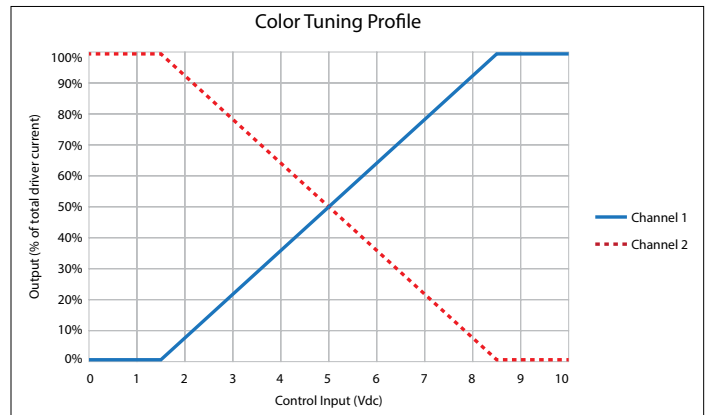


SpectraSync Tunable White luminaires are provided with two 0–10V circuits. The violet and pink circuit is for wiring to any qualified 0–10V controller for dimming. The violet/white and grey/white circuit is for wiring to any qualified 0–10V controller for Tunable White CCT control.

CONTROLLER MANUFACTURER DATA

SpectraSync Tunable White was designed to be used with sinking style dimmers (provided by others) and is compatible with:

- Hubbell Control Solutions (HCS): NX Distributed Intelligence™ Room Controllers (NXRC) and In-fixture Controllers (NXFM)
- Lutron: DDTV, DVSTV, and NFTV dimmers
- Wattstopper: ADF120277 and CD4BL (Titan) dimmers



To enable scheduling and for use with NX wall control preset stations please refer to Hubbell Control Solutions NX SpectraSync technical sheet.

DATE: _____ LOCATION: _____

TYPE: _____ PROJECT: _____

CATALOG #: _____

NELO+ 75L

OPEN APERTURE PENDANT INDIRECT/DIRECT

PERFORMANCE DATA TABLE

The table below shows the delivered lumens for the various lumen outputs. Use this chart in connection with the output multiplier capability to deliver any output required.

Nomenclature	Lumens/Ft	W/Ft	Efficacy
Uplight (STD Distribution)			
I030 (min)	300	2.4	123
I035	350	2.7	131
I040	400	3.0	134
I045	450	3.2	141
I050	500	3.5	143
I055	550	3.8	146
I060	600	4.1	148
I065	650	4.4	147
I070	700	4.8	146
I075	750	5.1	146
I080	800	5.4	148
I085	850	5.8	148
I090	900	6.2	146
I095	950	6.6	145
I100 (max)	1000	6.8	146
Uplight (LPA Distribution)			
I030 (min)	300	2.7	112
I035	350	3.0	117
I040	400	3.4	118
I045	450	3.7	122
I050	500	4.0	126
I055	550	4.4	124
I060	600	4.8	125
I065	650	5.1	127
I070	700	5.6	126
I075	750	5.9	126
I080	800	6.4	124
I085	850	6.8	124
I090	900	7.2	124
I095	950	7.8	122
I100 (max)	1000	8.4	119
Downlight			
D030 (min)	300	2.8	108
D035	350	3.2	110
D040	400	3.5	115
D045	450	3.9	116
D050	500	4.2	118
D055	550	4.7	117
D060	600	5.1	118
D065	650	5.5	118
D070	700	5.8	120
D075	750	6.3	118
D080	800	6.7	119
D085	850	7.2	117
D090	900	7.8	116
D095	950	8.3	115
D100	1000	8.7	115
D105	1050	9.1	116
D110	1100	9.6	115
D115	1150	10.1	114
D120	1200	10.5	114
D125	1250	11.0	114
D130	1300	11.5	113
D135	1350	12.0	112
D140	1400	12.5	112
D145	1450	13.0	112
D150 (max)	1500	13.6	111

DATE: _____ LOCATION: _____

TYPE: _____ PROJECT: _____

CATALOG #: _____

NELO+ 75L

OPEN APERTURE PENDANT INDIRECT/DIRECT

OUTPUT RESTRICTIONS

Driver options listed below are not available for the output and length as shown.

LENGTH	300	350	400	450	500	550	600	650	700	750	800	850	900	950	1000	1050	1100	1150	1200	1250	1300	1350	1400	1450	1500		
75L (Direct)																											
2'	EF/NL																										
3'																											
4'																											
5'																											
6'																											
8'																											
75L (Indirect)																											
2'	LEC/347V + NX																										
3'																											
4'																											
5'																											
6'																											
8'																											

OUTPUT MULTIPLIER TABLE

Photometry for the 75L is published at 3500K color temperature, 80 CRI. This table may be used to approximate lumen values at other color temperatures and color rendering. Power consumption would stay the same.

CCT	80 CRI	90 CRI
3000K	0.98	0.85
3500K	1	0.88
4000K	1.03	0.9

DATE: _____ LOCATION: _____

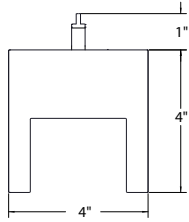
TYPE: _____ PROJECT: _____

CATALOG #: _____

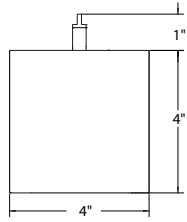
NELO+ 75L

OPEN APERTURE PENDANT INDIRECT/DIRECT

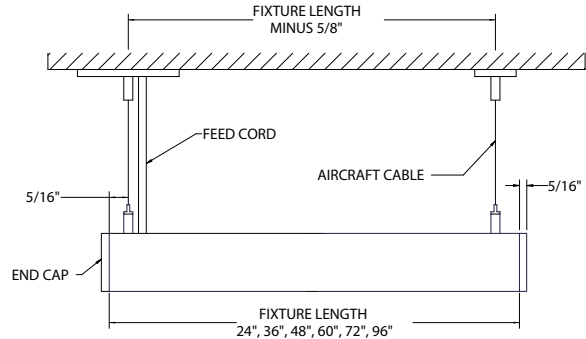
DIMENSIONS



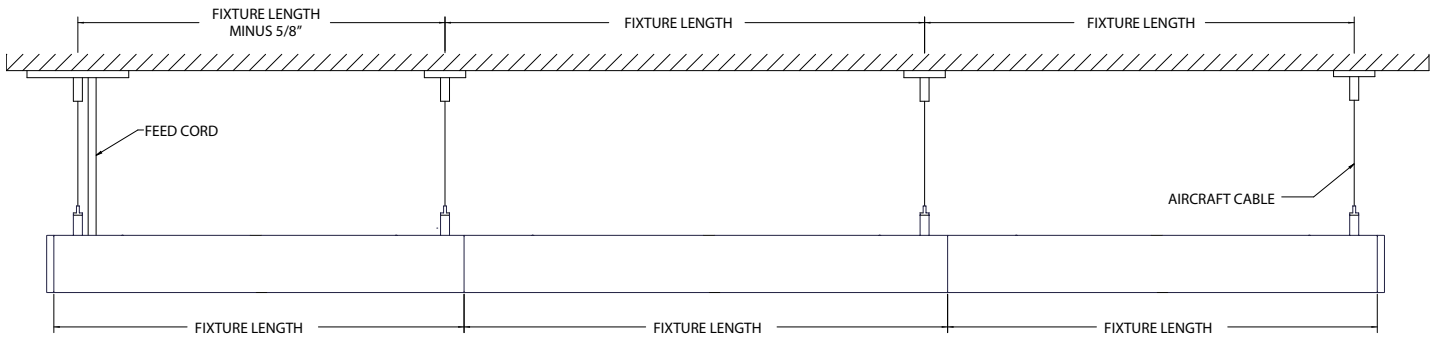
CROSS SECTION
OPEN END CAP



CROSS SECTION
CLOSED END CAP



INDIVIDUAL MOUNT



ROW MOUNT

DATE: _____ LOCATION: _____

TYPE: _____ PROJECT: _____

CATALOG #: _____

NELO+ 75L

OPEN APERTURE PENDANT INDIRECT/DIRECT

PHOTOMETRY

75L-X-ID-STD-4-CX-35K-I100-D150-ECC

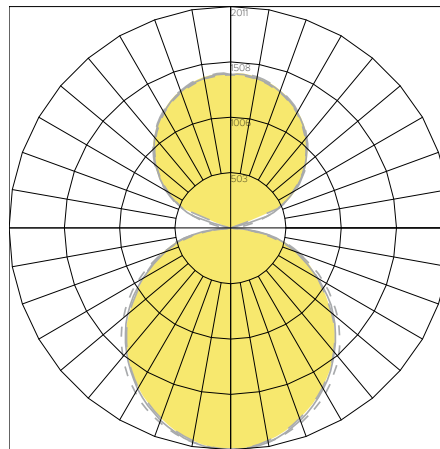
LUMINAIRE DATA

Test No.	Scaled From P21.01332
Description	75L Nelo Closed End Cap Indirect/Direct STD
Delivered Lumens	10000
Watts	82
Efficacy	122

ZONAL LUMEN SUMMARY

Zone	Lumens	% Luminaire
0-40	2545.42	25.5
0-60	4554.71	45.5
0-90	6000.00	60
0-180	10000	100

POLAR GRAPH



LEGEND:
 0-deg: - - - - -
 45-deg: - - - - -
 90-deg: - - - - -

75L-X-ID-LPA-4-CX-35K-I100-D150-ECC

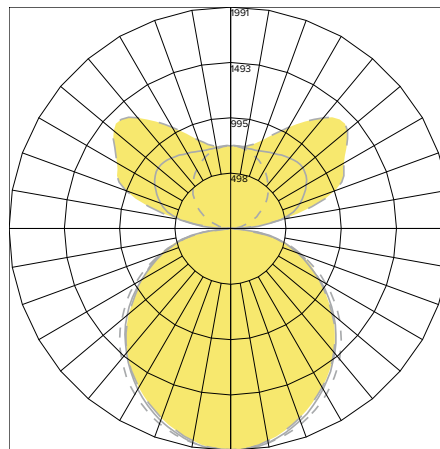
LUMINAIRE DATA

Test No.	Scaled From P21.01795
Description	75L Nelo Closed End Cap Indirect/Direct LPA
Delivered Lumens	10000
Watts	88
Efficacy	114

ZONAL LUMEN SUMMARY

Zone	Lumens	% Luminaire
0-40	2519.86	25.2
0-60	4526.83	45.3
0-90	6000	60
0-180	10000	100

POLAR GRAPH



LEGEND:
 0-deg: - - - - -
 45-deg: - - - - -
 90-deg: - - - - -

DATE:	LOCATION:
TYPE:	PROJECT:
CATALOG #:	

NELO+ 75L

OPEN APERTURE PENDANT INDIRECT/DIRECT

ADDITIONAL INFORMATION

DIMMING OPTIONS

D01	100%- 1% dimming range. Fixture will be wired for low voltage 0-10V dimming control.
D05	100%-5% dimming range, Fixture will be wired for low voltage 0-10V dimming control. Only applicable if either 2230TD, 2750T or 2765T is selected.
LEC	Hi-Lume 1% EcoSystem LED Driver with Soft-On, Fade-to-Black dimming technology.
NDM	Non-dimming. Fixture will be wired for fixed light output.

Rated Life

Tested in accordance to LM79-2008 & derived from EPA TM-21 calculator

L70: >54,000 (calculated per TM-21 extrapolated curve)

L70: 110000 (reported per TM-21/LM80 6x's limitation)

L85: >50000 (calculated per TM-21 extrapolated curve)

L85: 50500 (reported per TM-21/LM80 6x's limitation)

Rated Life (Driver)

Standard = 100,000 hours

Lutron = 50,000 hours