

Litespeed MOD™ 3 LED Pendant Direct

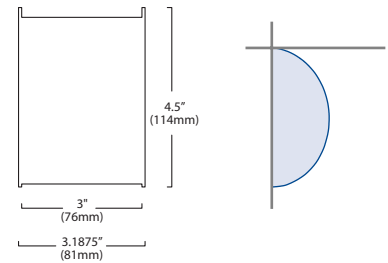

Fixture Type:

Project Name:

Ordering Guide

Feature	Code	Options	Description
Series		3L	MOD
Mounting		P	Pendant
Fixture distribution		D	Direct
Row length (in feet)		___'	Enter in foot increments. Note fixture lengths below. *200 ft max
Max length in row		04 08	4', 1219mm 8', 2438mm
Downlight diffuser		SOF REG BWO	Soft Diffuse Lens Regressed Diffuse Lens Blade Baffle with Overlay
Finish/Color		C1	Matte White
Color temperature		35K	3500K
Direct output/ft <i>(specifiable in 50 lumens/ft increments)</i>		D030 D125	300 1250
Driver		NDM D01	Non Dimming 1% Dimming, 0-10V
Circuiting		1C	1 Circuit
Voltage		UNV 120 277	Universal Voltage 120 Volt 277 Volt
Suspension kit		FA1 FA2 FA3	Suspension Kit, 51" Suspension Kit, 87" Suspension Kit, 219" *Add suffix/V to replace all 2" non-feed canopy covers with 5" canopy covers. FA1/V=51" suspension kit w/5" canopies; Stems (where applicable), canopies, and feed cord are supplied in white regardless of fixture color unless otherwise specified

Optional Features	Code	Options	Description
Emergency		_EF	Emergency Battery Required. Enter quantity. 2EF = 2 emergency batteries/row
Thru-wiring		W1 W3	No Thru Wire Provide Normal Thru Wiring Only



Key Features

- Variable Intensity technology provides specifiable lumen output/wattage
- End cap design eliminates visible diffuser seams/gaps
- 2 SDCM color variation

Performance

Nomenclature	Lumens/ft	W/ft	Efficacy
D030	300	2.6	116
D035	350	3.0	116
D040	400	3.4	116
D045	450	3.9	116
D050	500	4.3	116
D055	550	4.8	115
D060	600	5.2	115
D065	650	5.7	113
D070	700	6.2	113
D075	750	6.6	112
D080	800	7.1	112
D085	850	7.6	111
D090	900	8.1	111
D095	950	8.6	110
D100	1000	9.1	110
D105	1050	9.6	109
D110	1100	10.1	109

(wattage may vary up to 5% from published)



Quick Find litecontrol.com

LS3L-P-D

Litespeed MOD™ 3 LED Pendant Direct

Details

Construction:

Housing-extruded aluminum with extruded aluminum end headers.
End caps- Die cast aluminum with magnetic interface. Overlaps diffuser at each fixture end to eliminate gaps/ LED visibility

Downlight diffuser:

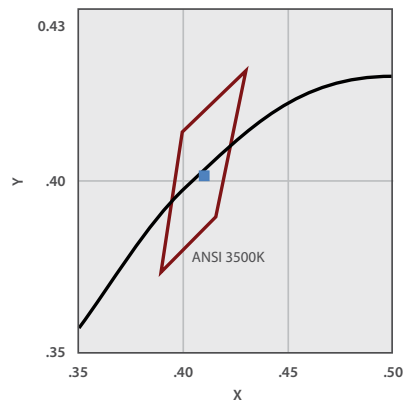
SOF-Soft diffuse acrylic lens. Ship installed.
REG- Regressed softglo lens with painted steel inserts.
BWO- White blade baffle with softglo lens overlay.
4' & 8' lengths available.

Finish/Color:

Visit www.litecontrol.com/finishes for details.

CCT:

35K-3500K



Color Variation:

2 step MacAdam ellipse

Output (VI technology):

Variable Intensity (VI) technology allows precise specification of fixture output/wattage. Fixture will be programmed and labeled to specification. Specify each in 50 lumen increments/ft within the below range:

Direct	Lumens/ft	Nomenclature
Min:	300	D030
Max:	1250	D125

Driver:

NDM: Non Dimming. Fixture will be wired for low voltage 0-10V dimming control. Contact factory.

D01: 100%-1% dimming range. Fixture will be wired for low voltage 0-10V dimming control.

Field Accessibility:

LED boards and drivers can be accessed and removed from fixture, while installed. LED boards can be replaced either individually or as part of 2' module.

Circuiting:

1C (1 Circuit) Fixture wired for a single circuit.

Suspension Kit:

3/64" diameter field-adjustable aircraft cable. Ship separately. Suspension required at every row joint. Low profile cable gripper limits visibility while providing maximum horizontal balance adjustment.

Canopy covers:

Non-feed-2" diameter (unless 5" non-feed cover is specified).

Feed cord:

3-wire, 5 amps max; 4-wire, 7 amps max; 5-wire, 5 amps max.

Emergency:

Inverter-Compatible. Provided by others.
Integral-IOTA CP7

Thru wiring:

See separate LC-Thruwire spec sheet for additional details.



Litespeed MOD™ 3 LED Pendant Direct

Details (continued)

Rated Life (LED Board):

Tested in accordance to LM79-2008 & derived from EPA TM-21 calculator
 L70: 280,000 (calculated per TM-21 extrapolated curve)
 L70: >61,000 (reported per TM-21/LM80 6x's limitation)
 L90: 72,000 (calculated per TM-21 extrapolated curve)
 L90: >61,000 (reported per TM-21/LM80 6x's limitation)

Rated Life (Driver):

Standard = 100,000 hours

Fixture weight:

3 lbs/ft.

Ratings:

CSA listed for damp locations. IBEW. AF of L.

Warranty:

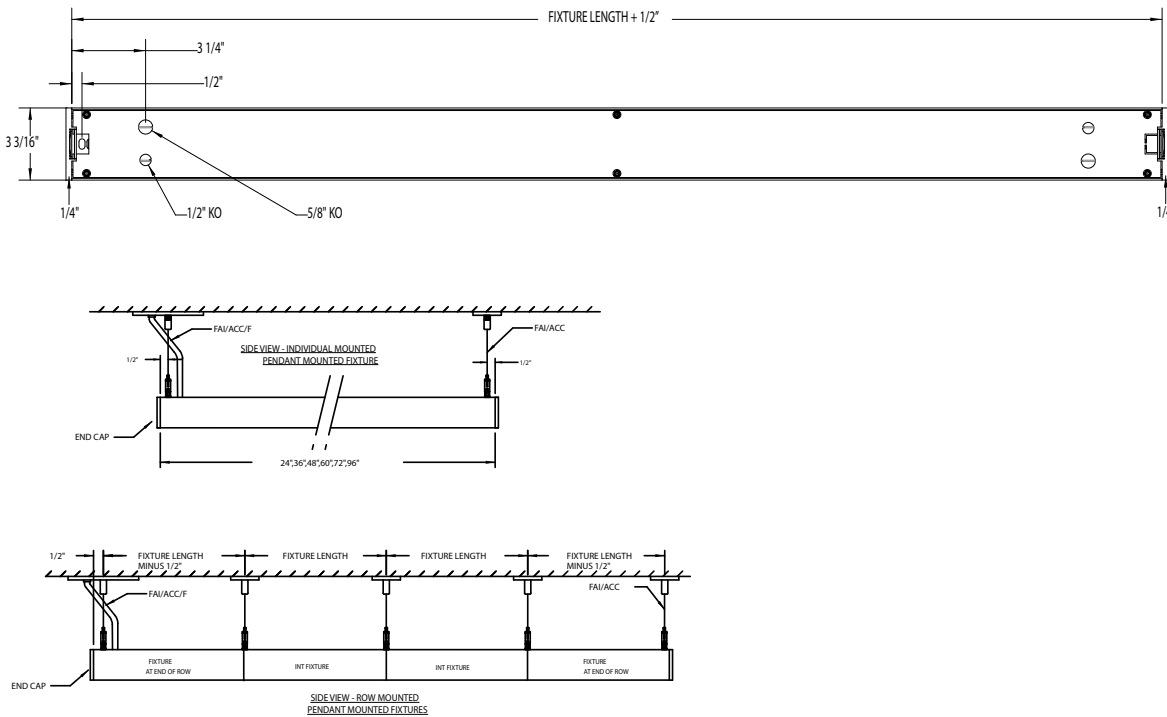
5 years. See www.litecontrol.com for details.

Planning for installation:

Suspension Mounting Locations

Pendant locations at ends of rows (or individual fixtures) are 3/8" from fixture ends. Pendant attachment allows for horizontal adjustment to "fine-tune" side-to-side leveling.

Individual Mounting:



Litespeed MOD™ 3 LED Pendant Direct

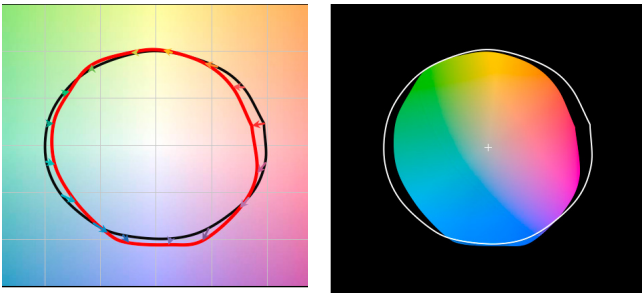
Details (continued)

Color Characteristics:

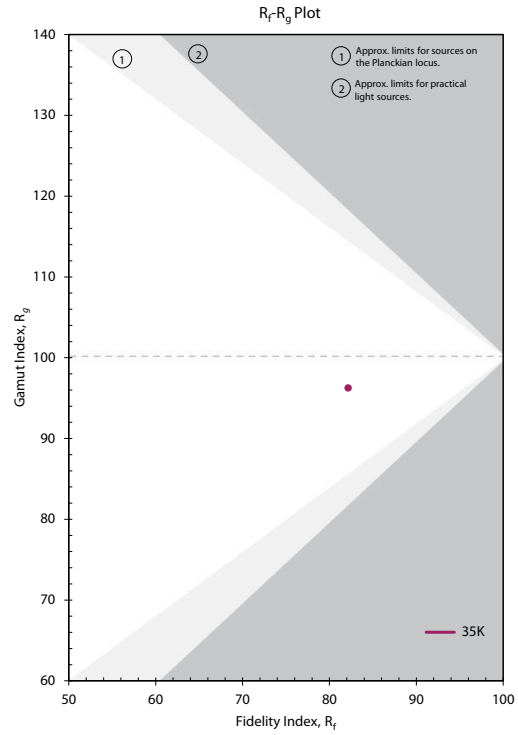
Value	Ordering Code
	35K
Rf	82
Rg	96
CCT (K)	3494
Duv	-0.0004
x	0.4052
y	0.3898
CIE Ra	83

Color Vector Graphic:

35K:



Color Gamut/Fidelity Plot

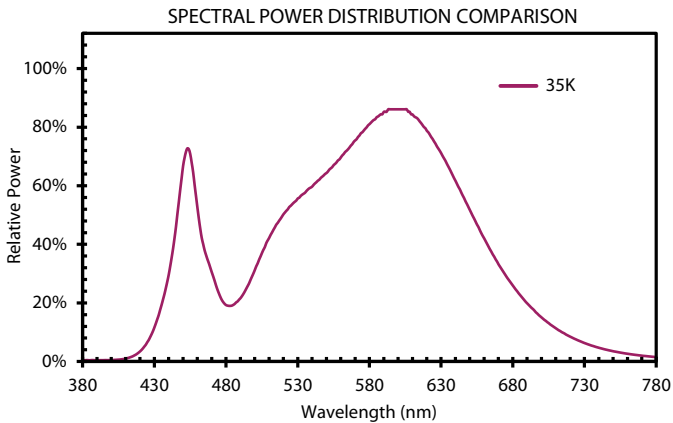


CRI:

80 minimum

CCT	CRI	R1	R2	R3	R4	R5	R6	R7	R8	R9	R10	R11	R12	R13	R14
35K	83	81	89	95	81	81	85	86	65	13	73	79	62	83	97

Spectral Distribution:



Quick Find litecontrol.com

LS3L-P-D

Litespeed MOD™ 3 LED Pendant Direct

Photometry

Fixture: 3L-P-D-XX-XX-SOF-CX-35K-D100

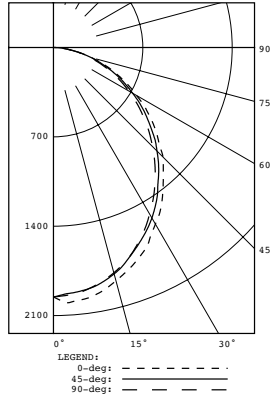
CCT: 3500K

Output: D100

Nominal lumens: 1000 lumens/ft

Efficacy: 97 lm/W

Test report: 3L-P-D-04-SOF-X-CX-35K-D100.IES



Zonal Lumens

Zone	Lumens	Lamp %
0-40	1885.8	47.1%
0-60	3214.6	80.4%
0-90	4000.0	100.0%
90-180	0.0	0.0%
0-180	4000.0	100.0%

Quick Find litecontrol.com

LS3L-P-D

Litespeed MOD™ 3 LED Pendant Direct

Litespeed Program Rules

- Shipment within 10 business days from receipt of released, clean order, after credit approval. Allow 1 business day for processing. Orders received at Litecontrol after 3PM Eastern will be processed the following business day. Please check with us for approximate transit times.
- Orders and emails should be clearly labeled "Litespeed."
- Quantity cap of 200 feet maximum per row.
- 400' maximum order total. Contact Factory for larger quantities.
- Total order maximum quantity for individual fixtures is 50.
- Standard terms and conditions (marking, packaging, and shipping methods) apply.
\$2500 freight minimum.
- Products finished matte white (C1) only.
- 51", 87", or 219" field adjustable aircraft cable mounting provided on all pendant fixtures. Stems not available.
- Changes or cancellations are not permitted after the order has been released and the order acknowledgement has been sent.



LS3L-P-D