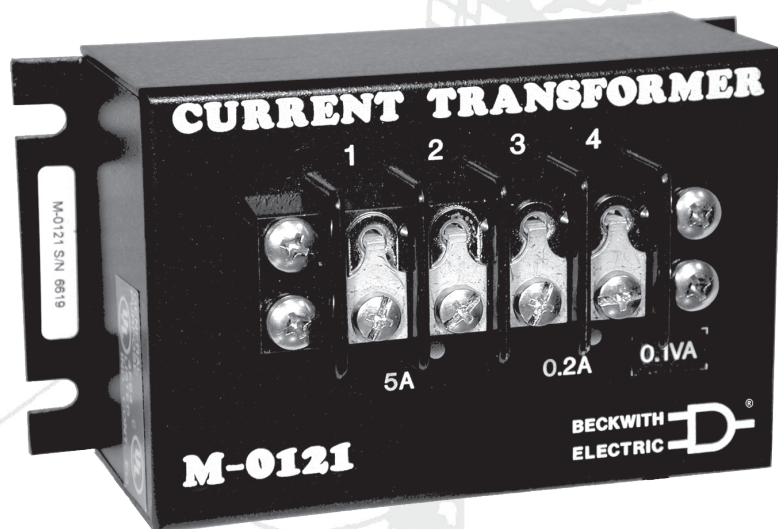



Auxiliary Current Transformer Units **M-0121** **M-0169A**



M-0121

For use with Beckwith
Electric Tapchanger
Controls when there is no
additional burden present.



M-0169A

For use in higher burden
current circuits, such
as those found in
paralleling schemes.
Output is protected
against overvoltage.

M-0120/M-0169 Specification

Line Current, used for Line Drop Compensation, is provided by an Auxiliary Current Transformer. The current transformer drops the line current to a 0.2 A full scale rating. The M 0121 or M 0169A can be used for CTs with a 5 A secondary. The M 0169A can be used for CTs with either a 5 A or 8.66 A secondary.

Input

M-0121: Nominal 5 A current transformer circuit.

M-0169A: Nominal 5 A or 8.66 A current transformer circuit.

Output

Nominal 0.2 A $\pm 5\%$, linear to 0.4 A.

Output Rating

M-0121: (into M-0067 terminals 3 to 4 or 5 to 6) 0.1 VA, 0.2 A current.

M-0169A: 5 VA, 0.2 A current.

Input Current Withstand		Maximum Time
8.66 A (M-0169A Only)	5 A (Either Unit)	
216 A	125 A	2 sec.
173 A	100 A	3 sec.
142 A	82 A	4 sec.
125 A	72 A	5 sec.
17 A	10 A	Continuous

HI POT: 1500 Vac rms. Primary to secondary and either to case.

Mounting Dimensions

M-0121: 5" x 2-1/8" (12.7 cm x 5.1 cm), 4 holes, 7/32" (0.6 cm) diameter.

M-0169A: 5-5/8" x 3" (14.3 cm x 7.6 cm), 4 holes, 7/32" (0.6 cm) diameter.

Compliance

cULus-Listed per 508 – NMTR.E155037 Industrial Control Equipment
– NMTR7.E155037 Industrial Control Equipment Certified for Canada
CAN/USA C22.2 No. 14-M91

Terminal Block Connections/Torque Requirements

M-0121: The wire should be No. 16–14 AWG inserted in an AMP #324915 (or equivalent) connector, and both screws tightened to 16 inch-pounds (1.8 N m) torque.

M-0169A: The wire should be No. 12 AWG inserted in an AMP #35109 (or equivalent) connector, and both screws tightened to 20 inch-pounds (2.26 N m) torque.

Approximate Weight

M-0121: 1 lb (0.45 kg)

M-0169A: 2.5 lbs (1.1 kg)

Approximate Shipping Weight

M-0121: 2 lbs (0.9 kg)

M-0169A: 3.5 lbs (1.6 kg)

Warranty

M-0121 and M-0169A units are covered by a five year warranty from date of purchase.

Specification is subject to change without notice.

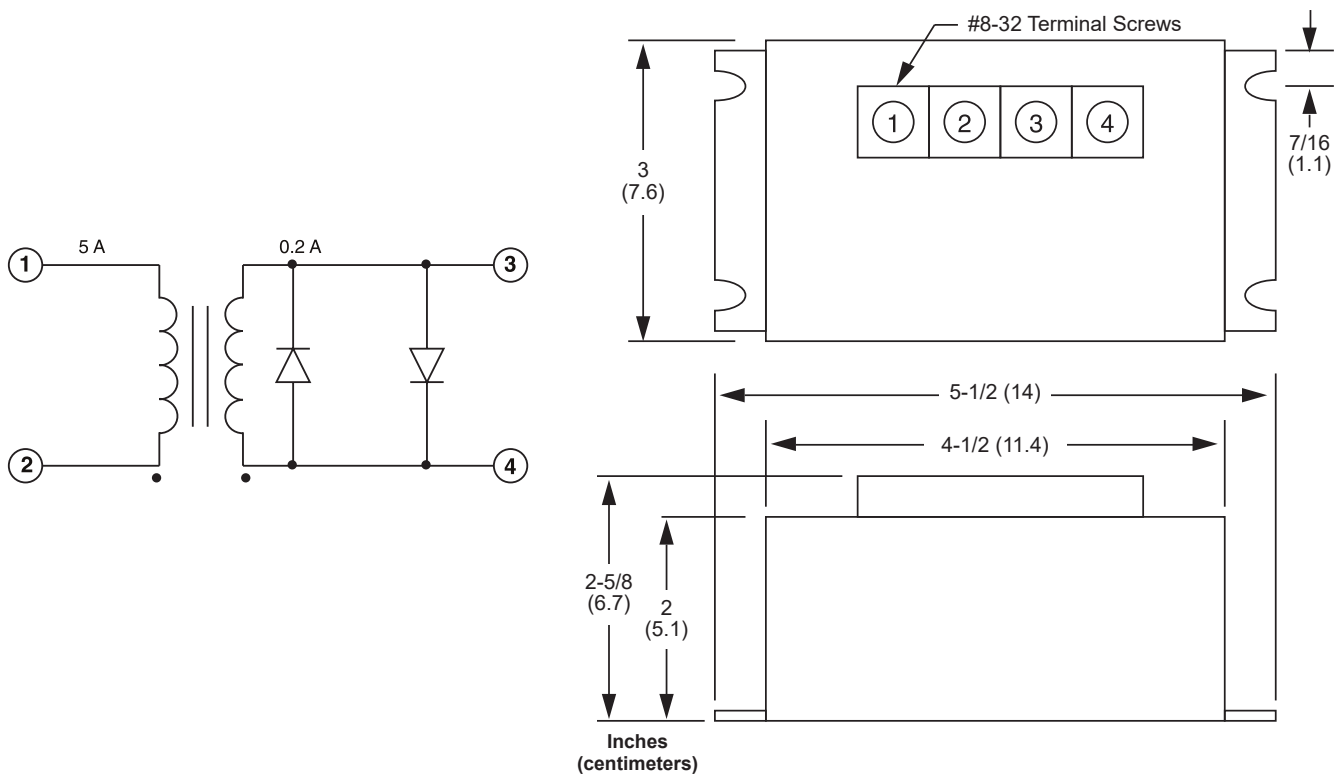


Figure 1 M-0121 Outline Dimensions

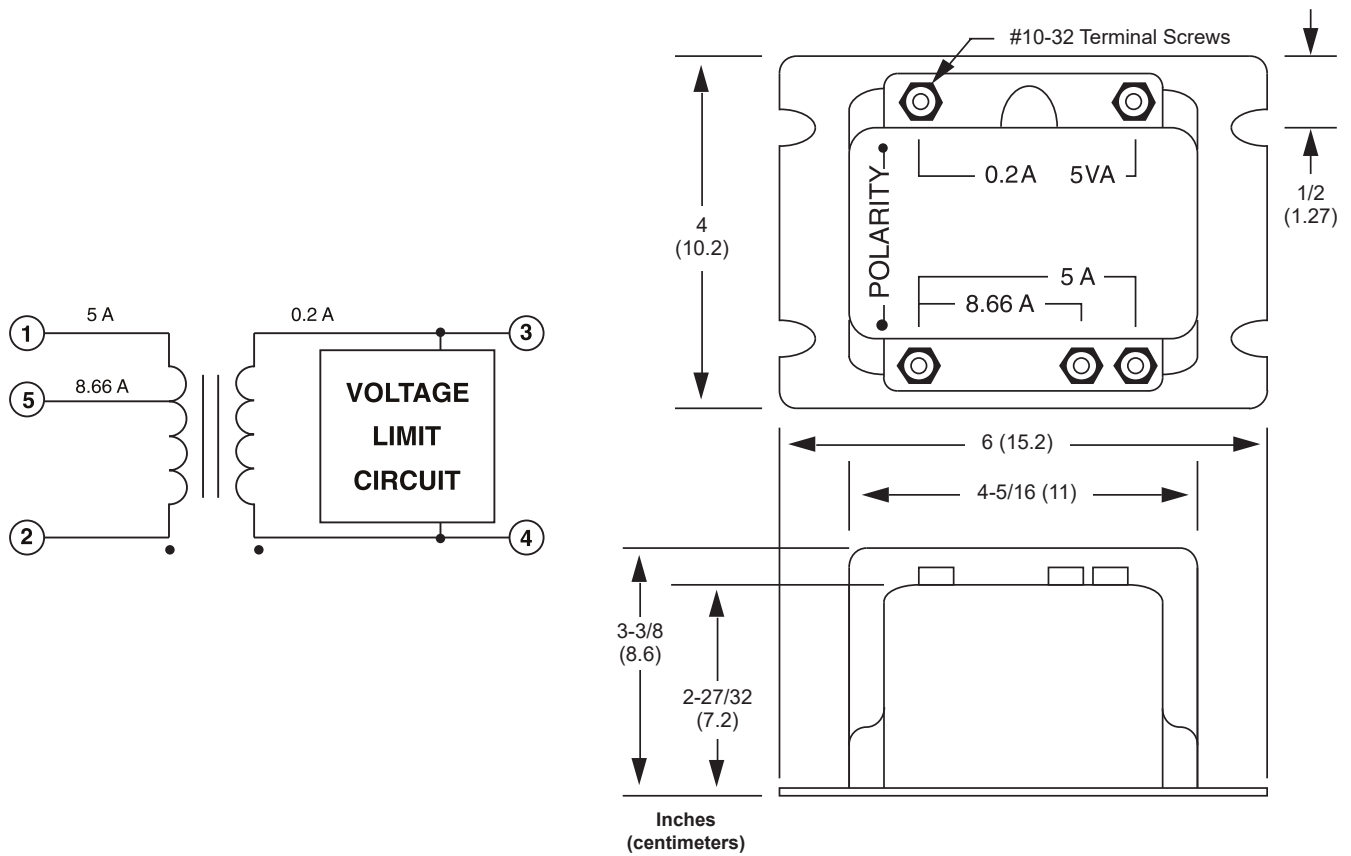


Figure 2 M-0169A Outline Dimensions



BECKWITH ELECTRIC

6190 118th Avenue North • Largo, Florida 33773-3724 U.S.A.

PHONE (727) 544-2326

beckwithelectricssupport@hubbell.com

www.beckwithelectric.com

ISO 9001:2015



A proud member of the Hubbell family.