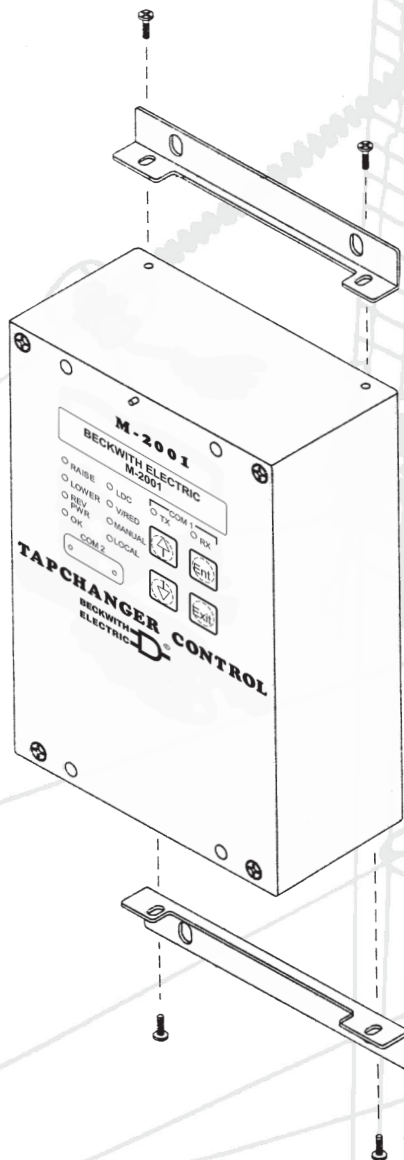


Surface Mounting Kit M-2050

Provides Surface Mounting of the M-2001 Series Digital Tapchanger Controls for applications which do not require features of adapter panels



- **Connects easily to the M-2001 Series Digital Tapchanger Control using two right angle mounting brackets, four screws and a 24-pin connector with a six-foot pigtail on each pin**
- **Provides mounting onto any flat surface at least 5.8" wide and 10" high**

M-2050 Surface Mounting Kit – Specification

The M-2050 is an adapter kit which permits surface mounting of the M-2001 Series Digital Tapchanger Controls on any flat surface at least 5.8" wide x 10.0" high. It consists of two right angle mounting brackets that bolt to the rear of the top and bottom of the M-2001 using four .25" screws. Also included is a 24-pin, in-line female connector with a six-foot pigtail on each pin to facilitate connection of the M-2001 in original equipment manufacturers' applications. The M-2050 does not include features available on adapter panels, such as mechanical configurations and wiring connections for direct replacement, or front panel switches, fuses or test points.

Interface

External connections are made to the wires of the 24-pin connector assembly. The 24-pin connector plugs into the bottom of the M-2001 and provides standard functions, such as motor power input, voltage input, voltage reduction and tapchanger raise and lower, along with auxiliary functions, such as self-test alarm, user-programmable alarm and operations counter. Refer to the applicable M-2001 Series Instruction Book for pin assignments.

Installation

1. Utilizing the four screws provided in the drawstring bag, mount the two right-angle mounting brackets to the M-2001 Digital Tapchanger Control (refer to Figure 1, M-2050 Mounting).

■ **NOTE:** When locating Digital Tapchanger Control, allow for adequate clearance above for RS-232, RS-485 and fiber-optic ports, and below for the 24-pin connector plug.

2. Drill mounting holes as indicated in Figure 2, Outline and Hole Drill Dimensions.
3. Install the M-2050 Surface Mounting Kit (with M-2001 Digital Tapchanger Control) on to the flat surface.
4. Refer to the applicable M-2001 Series Instruction Book for connection and commissioning details.

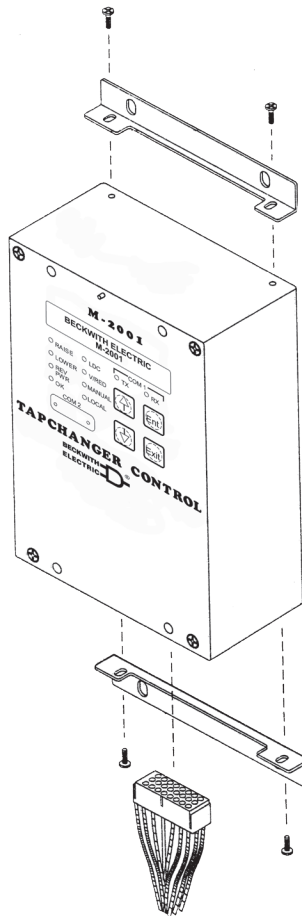


Figure 1 M-2050 Mounting

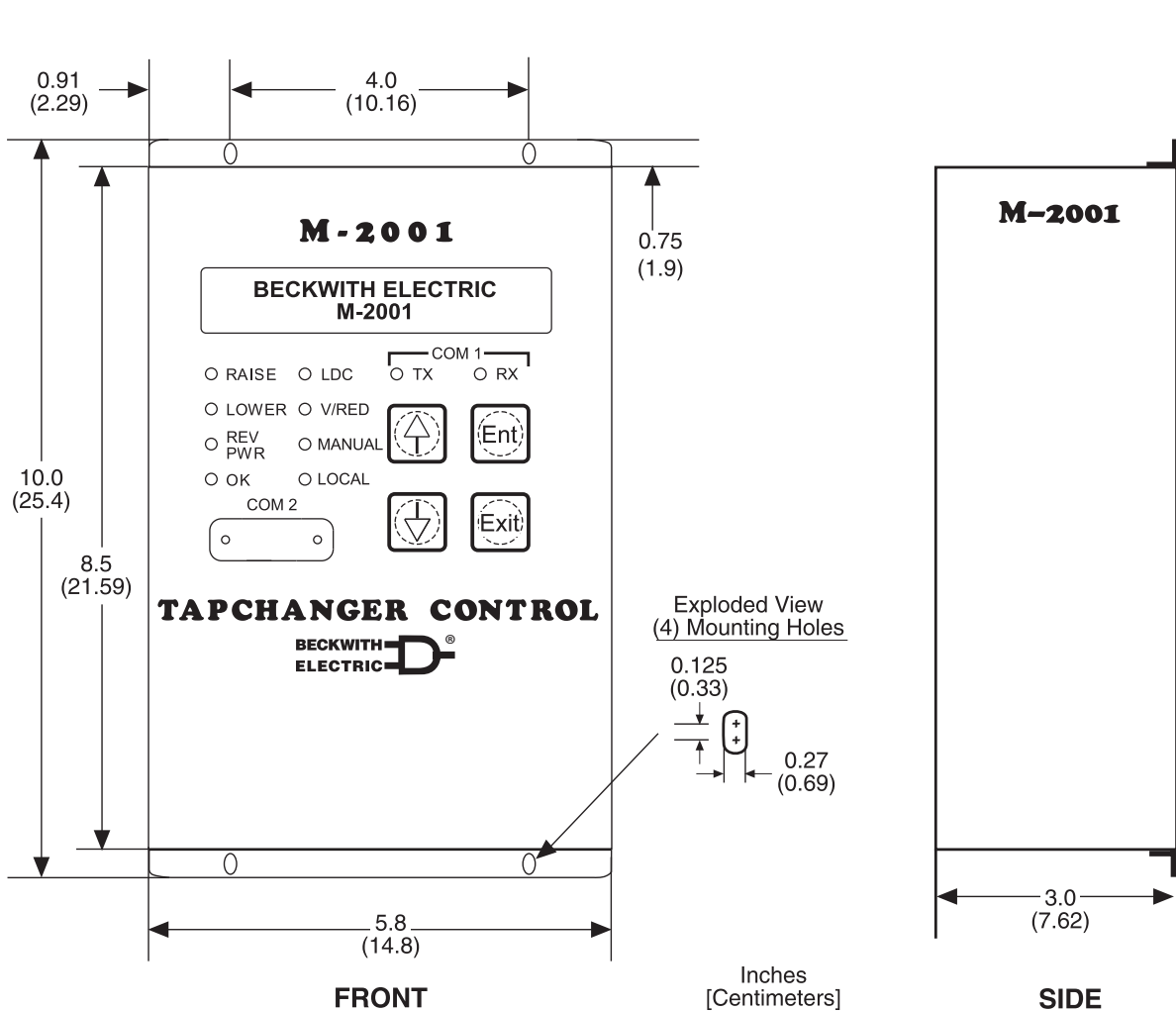


Figure 2 Outline and Hole Drill Dimensions

Physical

Size with M-2001 Tapchanger Control:

Overall dimensions are 10" high x 5.8" wide x 3" deep (25.4 cm x 14.8 cm x 7.6 cm)

Approximate Weight: 1 lb (0.45 kg)

Approximate Shipping Weight: 2 lbs (0.91 kg)

Approximate Weight with M-2001 Series Digital Tapchanger Control: 4 lbs, 11 oz (2.13 kg)

Warranty

The M-2050 Surface Mounting Kit is covered by a five year warranty from date of shipment.

Specification subject to change without notice.



BECKWITH ELECTRIC

6190 118th Avenue North • Largo, Florida 33773-3724 U.S.A.

PHONE (727) 544-2326

beckwithelectricshsupport@hubbell.com

www.beckwithelectric.com

ISO 9001:2015



A proud member of the Hubbell family.