

Linear Vanity

 Wall mounted • Dry location listed 

Description:

A tubular design pairs with a geometric back plate and mesh accents to create Truss - a fixture than can be mounted horizontally or vertically. Circular etched opal glass contains an integrated LED source to provide a variety of energy and cost savings benefits for the homeowner. Modern style and continuous illumination are ideal for a variety of bath and vanity settings. LED source features 3000K and 90+ CRI benefits, as well as a lifespan of more than 40,000 hours.

Specifications:


- Brushed Nickel (-09) (plated)
- Steel Construction
- Etched White glass diffuser
- Tubular design pairs with a geometric back plate and mesh accents.
- Can be mounted horizontally or vertically.
- Circular etched opal glass contains an integrated LED source.
- 1443 lumens 38 lumens/watt (delivered).
- 3000K color temperature, 90+ CRI.
- Dimmable to 10% brightness (See Dimming Notes)
- Back plate covers a standard 4" octagonal recessed outlet box
- Mounting bracket for outlet box included
- 6" of wire supplied
- Complies with "Americans with Disabilities Act" - ADA

Performance:

Number of Modules	1
Input Power	35w
Input Voltage	120 V
Input Frequency	60 Hz
Lumens/LPW (Delivered)	1443/38.7 (LM-79)
CCT	3000 K
CRI	93
Life (hours)	42,000 (L70/TM-21)
FCC	Meets FCC Title 47, Part 15 Class B
Min. Start Temp	-30 °C
Max. Operating Temp	30 °C
Warranty	5 year warranty
Labels	cETLus Dry location listed

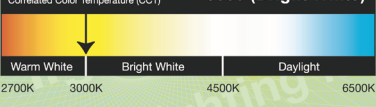
P2839-0930K9

Images:



Dimensions:

Width: 22-1/2"
 Depth: 3-7/8"
 Height: 4-3/4"
 H/CTR: 2-3/8" (mounted horizontal)

LED lighting facts®	
A Program of the U.S. DOE	
Light Output (Lumens)	1433
Watts	37
Lumens per Watt (Efficacy)	38.73
Color Accuracy Color Rendering Index (CRI)	90
Light Color Correlated Color Temperature (CCT)	3000 (Bright White)
	
<small>All results are according to IESNA LM-79-2008: Approved Method for the Electrical and Photometric Testing of Solid-State Lighting. The U.S. Department of Energy (DOE) verifies product test data and results.</small>	
<small>Visit www.lightingfacts.com for the Label Reference Guide.</small>	
<small>Registration Number: TH64-XC1R1C (5/4/2016)</small>	
<small>Model Number: P2839-0930K9</small>	
<small>Type: Luminaire - Decorative</small>	

Photometrics:

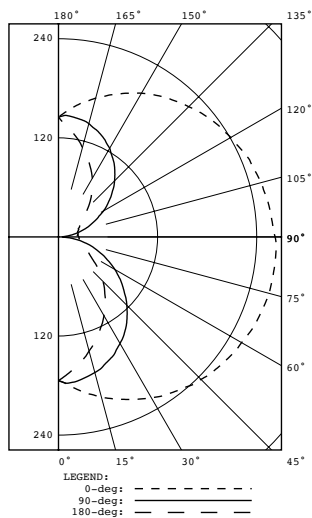
P2839-0930K9

ELECTRICAL DATA	P2839-0930K9
Input Voltage	120 V
Input Frequency	60 Hz
Input Current	0.292 A
Input Power	35
Power Factor	Greater than 0.90
THD	<20%
FCC	Meets FCC Title 47, Part 15 Class B
Operating Temperature	-30 °C to 30 °C
Dimming	Yes*

*See Dimming Notes for more information

P2839-0930K9

LED Light Engine: 3000 K 93
System Wattage: 35
Fixture delivered lumens: 1443
Fixture Efficacy: 38.7
Spacing Criteria: 2.0 | 1.3 | 1.0



Test 16.00920 Test Date 04/14/16

CANDELA DISTRIBUTION

CANDELA	DISTRIBUTION			FLUX		
	0.0	45.0	90.0	135.0	180.0	
0	174	174	174	174	174	
5	182	181	177	166	164	17
15	201	192	170	149	143	48
25	217	197	158	130	121	75
35	232	199	140	107	98	96
45	244	198	117	83	76	108
55	253	192	92	60	53	112
65	260	186	65	38	39	109
75	264	180	40	26	31	104
85	264	174	14	18	25	98
90	263	173	4	16	24	
95	259	170	9	15	23	94
105	254	170	29	19	24	95
115	246	171	51	25	28	95
125	236	172	74	41	34	95
135	223	174	96	60	51	90
145	209	174	115	81	71	80
155	192	170	131	102	92	63
165	174	163	142	121	112	40
175	155	152	147	138	133	14
180	145	145	145	145	145	

ZONAL LUMEN SUMMARY

ZONE	LUMENS	%FIXT
0-30	140	9.8
0-40	236	16.5
0-60	456	31.8
0-90	767	53.5
90-120	284	19.8
90-130	379	26.4
90-150	549	38.3
90-180	666	46.5
0-180	1433	100.0

P2839-0930K9**Dimming Notes:**

P2839 is designed to be compatible with many ELV/Reverse Phase controls.

The following is a partial list of known compatible dimmer controls.

Dimming Controls

Lutron Diva DVELV-300P

Lutron Nova T NTELV-300

Lutron Diva DVELV-300P

Lutron Caseta

Lutron Ariadni AY-600P

Leviton Illumatech IPI06-1LZ

Lutron Lumea LG-603PG

Leviton SureSlide 6672

Leviton SureSlide 6674

Lutron Ariadni AYCL-153P

Lutron Skylark Contour CTCL-153P

Lutron Diva DVCL-153P

Pass & Seymour Harmony DCL453PTCCCV6

Lutron Toggler TGCL-153P

Lutron Maestro MACL-153M

Lutron Ariadni AYL-600P

Lutron Maestro MA-600

Lutron NOVA T NTLV-600

lutron Maestro MAELV-600

Lutron spacer/system SPSELV-600

Lutron Renoir II AWRMG-EAW

Dimming capabilities will vary depending on the dimmer control, load, and circuit installation. Always refer to dimmer manufacturer instructions or a controls specialist for specific requirements.

Dimmer control brand names where identified above are trade names or registered trademarks of each respective company.