

## 7IN LED Edgelit Recessed Downlight

 Wet location listed **PROGRESS LED** 

### Description:

Slim, low profile recessed downlight combines innovative technology, aesthetics, functionality and affordability. No housing or J-Box required for installation and wet location listed provides the ultimate flexibility. The low profile downlight is ideal for many residential, multi-family, commercial and hospitality applications. Featuring a detachable driver box, which can be mounted remotely for shallow ceiling installations. Energy efficient design provides up to a 75% energy savings and up to 54,000 hours of LED life. Flicker free dimming down to 10% with many Forward Phase (Triac) and Electronic Low Voltage (ELV) dimmers.

### Specifications:

- Black (-031) (Painted)
- Die-cast aluminum construction
- White Polycarbonate lens
- Slim, low profile recessed downlight combines innovative technology, aesthetics, and functionality
- No housing or J-Box required for installation
- Featuring a detachable driver box, which can be mounted remotely for shallow ceiling installations
- IC rated and Air-Tight
- Flicker free dimming down to 10% with many Forward Phase (Triac) and Electronic Low Voltage (ELV) dimmers
- Energy efficient design provides up to a 75% energy savings and up to 54,000 hours of LED life
- Dimmable to 10% brightness (See Dimming Notes)
- ENERGY STAR® qualified
- Meets California Title 24 JA8-2016

### Performance:

Number of Modules	1
Input Power	12.1w
Input Voltage	120 V
Input Frequency	60 Hz
Lumens/LPW	799/66 (LM-79)
CCT	3000 K
CRI	90 CRI
Life (hours)	54,000 (L70/TM-21)
EMI/RFI	FCC Title 47, Part 15 Class B
Min. Start Temp	-30 °C
Warranty	5 year warranty
Labels	cCSAus Wet location listed
	ENERGY STAR® qualified
	Meets California Title 24 JA8-2016

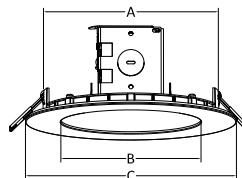
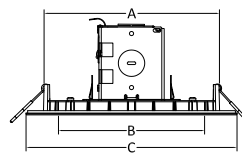
## P800005-031-30

### Images:



### Dimensions:

(A) Inside Diameter: 6"  
 (D) Light Emitting Surface (LES): 4.5"  
 (C) Outside Diameter: 7"  
 Height: 3"



A: INSIDE DIAMETER  
 B: LIGHT EMITTING SURFACE (LES) DIAMETER  
 C: OUTSIDE DIAMETER



**Photometrics:**

**P800005-031-30**

<b>ELECTRICAL DATA</b>	<b>P800005-031-30</b>
Input Voltage	120 V
Input Frequency	60 Hz
Input Current	0.1 A
Input Power	12.1
Power Factor	0.99
THD	<20%
FCC	FCC Title 47, Part 15 Class B
Operating Temperature	-30 °C to 30°C
Dimming	Yes*

\*See Dimming Notes for more information

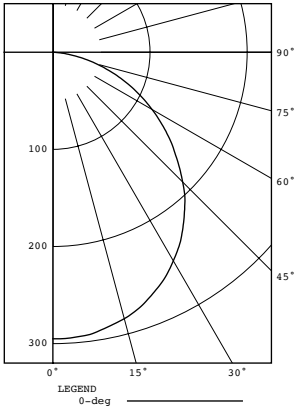
**P800005-031-30**  
 LED Light Engine: 3000 K 90 CRI  
 System Wattage: 12.1  
 Fixture delivered lumens: 799  
 Fixture Efficacy: 66  
 Spacing Criteria: 1.25

**CANDELA DISTRIBUTION**

DEG	CANDELA	LUMENS
0	295	
5	294	28
15	284	80
25	263	121
35	231	144
45	189	146
55	142	127
65	94	93
75	47	50
85	8	10
90	0	

**ZONAL LUMEN SUMMARY**

ZONE	LUMENS	%FIXT
0-30	229	28.7
0-40	373	46.7
0-60	646	80.8
0-90	799	100.0
90-180	0	0.0
0-180	799	100.0



LEGEND  
0-deg

## P800005-031-30

### Dimming Notes:

---

P800005 is designed to be compatible with many ELV and Triac/Forward Phase controls.

The following is a partial list of known compatible dimmer controls.

### Dimming Controls

---

Lutron - NTEVL-300

Lutron - DVELV-300P

Lutron - MAELV-601

Lutron - DVCL-253P

Lutron - Caseta Wireless

Lutron - AYCL-153P

Leviton - 6672

Leviton - 6674

Leviton - AWSMT-EAW

Dimming capabilities will vary depending on the dimmer control, load, and circuit installation. Always refer to dimmer manufacturer instructions or a controls specialist for specific requirements.

Dimmer control brand names where identified above are trade names or registered trademarks of each respective company.