

LED Pendant Indirect SAE103

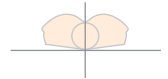
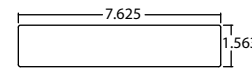
Fixture Type:

Project Name:

Ordering Guide

Feature	Code	Options	Description
Program		SAE	SAE Program
Series		103	103 LED Pendant Indirect
Mounting		P	Pendant
Fixture Distribution		I	Indirect
Uplight Distribution		LPA	Low Peak Angle
Row Length (in feet)		___'	Enter in foot increments. Note fixture lengths below
Max length in row		03	3'; 914mm
		04	4'; 1219mm
		06	6'; 1829mm
		08	8'; 2438mm
Finish/Color		C1	Matte White
		CC	Custom Color* *See page 3 for details
Color Temperature		27K	2700K
		30K	3000K
		35K	3500K
		40K	4000K
		50K	5000K+
		27K9	2700K, 90 CRI+
		30K9	3000K, 90 CRI
		35K9	3500K, 90 CRI
		40K9	4000K, 90 CRI
		50K9	5000K, 90 CRI+
		2230TD	2200K-3000K SpectraSync™ Dim to Warm*
		2750T	2700K-5000K SpectraSync™ Tunable White*
		2765T	2700K-6500K SpectraSync™ Tunable White* *Must be ordered with D05 or DS5 Driver options; excludes 2' and 3' lengths
Output/ft (specifiable in 50 lumens/ft increments)		I055	550 (min)
		I140	1400

* Additional lead time may be applicable. Contact factory.



Key Features:

- Vi Technology for specifiable output/wattage
- SpectraSync™ Color Tuning Technology
- 100% indirect distribution
- Maximum color variation of 2 SDCM
- 110 degree peak angle

Performance

Nomenclature	Lumens/ft	W/ft	Efficacy
I055 (min)	550	4.2	133
I060	600	4.7	132
I065	650	5.0	132
I070	700	5.4	131
I075	750	5.8	131
I080	800	6.3	131
I085	850	6.5	131
I090	900	6.9	131
I095	950	7.3	131
I100	1000	7.8	129
I105	1050	8.4	127
I110	1100*	8.7	126
I115	1150	9.2	126
I120	1200	9.6	125
I125	1250	10.1	125
I130	1300	10.5	124

(wattage may vary up to 5% from published)



Quick Find litecontrol.com

SAE103

LED Pendant Indirect SAE103

Ordering Guide (continued)

Driver	NDM	Non Dimming	
	D05	5% Dimming, 0-10V*	
	D01	1% Dimming, 0-10V	
	DS1	Soft-Start 1% Dimming, 0-10V	
	D00	Dim-to-off (1%), 0-10V	
	DS0	Soft-Start Dim-to-off (1%), 0-10V	
	LEC	Hi-lume 1% EcoSystem LED driver	
	DALI	DALI*	
	DALIP	Powered DALI (2.0)*	
*Must be ordered with 2230TD, 2750T or 2765T option			
Circuiting	1C	1 Circuit	
Voltage	UNV	Universal Voltage	
	120	120 Volt	
	277	277 volt	
	347	347 Volt**	
*Excludes Emergency Battery Pack 'EF' Option. Excludes DALI, DALIP and Lutron (LTW/LEC) Dimming Drivers			
Suspension Kit	FA1	Suspension Kit, 51"	
	FA2	Suspension Kit, 87"	
	FA3	Suspension Kit, 219"	
	FA4	Suspension Kit, 363"	
*Add suffix /V to replace all 2" non-feed canopy covers with 5" canopy covers. FA1/V=51" suspension kit w/5" canopies.			
Optional Features	Code	Options	Description
Nightlight		_NL	Nightlight Circuit Required. Enter quantity. 2NL= 2 nightlight circuits/row
Emergency		_BLP1	Bodine BSL310LP. Indicate how many in the row. Example: 2BLP1 = 2 Emergency batteries/row.
Thru-wiring		W1	No Thru Wire
		W2	Provide Normal and Emergency Thru Wiring*
		W3	Provide Normal Thru Wiring Only *Only applicable when specified with emergency
Dust Cover		L1	Clear Acrylic Dust Cover Lens
T-Bar Clips		CB1	T-bar clip - 15/16"
		CB2	T-bar clip - 9/16"
		CB3	T-bar clip - 9/16" SS *Includes Luminaire Canopy Box

+ Additional lead time may be applicable. Contact factory.

LED Pendant Indirect SAE103

Ordering Guide (continued)

Control Options	Code	Options	Description
NX**		NXE	NX Enabled, Dual SmartPorts
		NXWE	NX Wireless Enabled
		NXES	NX Enabled, Dual SmartPorts, PIR Occupancy Sensor, Dimming Daylight Harvesting
		NXS	NX Enabled, PIR Occupancy Sensor, Dimming Daylight Harvesting (standalone)
		NXSW	NX Wireless, PIR Occupancy Sensor, Dimming Daylight Harvesting
		NXWD	NX Wireless Enabled, Dual SmartPORTs
		NXSWD	NX Wireless, PIR Occupancy Sensor, Dimming Daylight Harvesting, Dual SmartPORTs *Not available for row mounting; Only available with 0-10V Driver options; Contact factory for Length restrictions
Sensors*		_SD1	Daylight Sensor Required. Enter quantity. 2SD1= 2 daylight sensors/row

* Additional lead time may be applicable. Contact factory.

LED Pendant Indirect SAE103

Details

Construction:

20 gauge formed steel housing.

Distribution:

100% indirect.

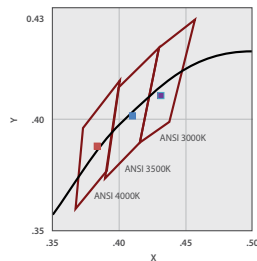
Finish/Color:

Click [here](#) for details.

CC- Customer Colors may be subject to extended lead times.

CCT:

27K-2700K output multiplier (0.95)
 30K-3000K output multiplier (0.98)
 35K-3500K output multiplier (1.00)*
 40K-4000K output multiplier (1.03)
 50K-5000K output multiplier (1.05)
 27K9-2700K 90 CRI output multiplier (0.83)
 30K9-3000K 90 CRI output multiplier (0.85)
 35K9-3500K 90 CRI output multiplier (0.88)
 40K9-4000K 90 CRI output multiplier (0.90)
 50K9-5000K 90 CRI output multiplier (0.93)
 *Scale all values from 35K



Color Variation:

2 step MacAdam ellipse

Output (VI technology):

Variable Intensity (VI) technology allows precise specification of fixture output/wattage. Fixture will be programmed and labeled to specification. See output section for available increments.

Output:

Specify in 50 lumens increments/ft within the below range:

	Lumens/ft	Nomenclature
Min:	550	I055
Max:	1400	I140

Circuiting:

1C (1 Circuit) Fixture wired for a single circuit.

Suspension Kit:

3/64" diameter field-adjustable aircraft cable. Ship separately. Suspension required at every row joint. Low profile yoke style limits visibility while providing maximum horizontal balance adjustment. Mounting points are exactly 36", 48", 72" & 96" (3',4',6',8' fixture lengths respectively).

Driver:

NDM: Non-dimming. Fixture will be wired for fixed light output.
 D05: Osram 100%-5% dimming range, Fixture will be wired for low voltage 0-10V dimming control. Only applicable if either 2230TD, 2750T or 2765T is selected.
 D01: 100%-1% dimming range. Fixture will be wired for low voltage 0-10V dimming control.
 DS1: Soft-Start 100%-1% dimming range. Fixture will be wired for low voltage 0-10V dimming control.
 D00: Dim-to-off 100%-1% Dimming range. Fixture will be wired for low voltage 0-10V dimming control.
 DS0: Soft-Start Dim-to-off 100%-1% dimming range. Fixture will be wired for low voltage 0-10V dimming control.
 LEC: Hi-Lume 1% EcoSystem LED Driver with Soft-on, Fade-to-Black dimming technology
 DALI: DALI Compatible.
 DALIP: Self-Powered DALI bus (e.g. SR, DEXAL)

NX Distributed Intelligence:

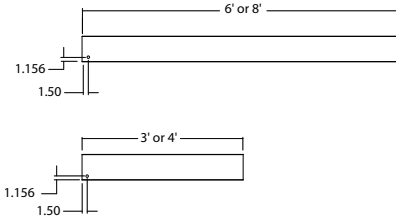
Supports indoor and outdoor applications, wired, wireless and hybrid networked NX lighting control deployments and enables emerging applications such as Hubbell Lighting's SpectraSync™ color tuning technology.

See separate [NX™ Application Guide](#) for additional details.


See Hubbell Controls Solution [NX Brochure](#).

Sensors:

SD1: Daylight sensor only (Wattstopper part# FD301).
 NX: See separate [Control Options Guide](#) for additional details.



SpectraSync™ Color Tuning Technology:

Control your space based on the needs of the application, specific activities throughout the day and preferences of the occupant.  SpectraSync™ Color Tuning Technology.

Dim to Warm: Dim to Warm mimics the familiar warming effect that occurs with traditional incandescent sources as they are dimmed. (Available with 2200K-3000K).

Tunable White: Tunable White offers users the ability to tailor CCT to their personal preference, enhancing task visibility, material and colors or the aesthetics of the space. (Available with 2700K-5000K or 2700K-6500K).

See separate [SpectraSync™ Tech Sheet](#) for additional details.

See separate [NX™ Solutions Guide](#) for additional details.

LED Pendant Indirect SAE103

Details (continued)

Nightlight:

See separate LC-Nightlight spec sheet for additional details.

Emergency:

EF - 10W battery powered driver.
Integral-Bodine BSL310LP
Inverter-Compatible. Provided by others.

Thru wiring:

See separate LC-Thruwire spec sheet for additional details.

Canopy covers:

Non-feed-2" diameter (unless 5" non-feed cover is specified).
Feed-5" diameter.

Dust cover:

Available. Clear acrylic.

Row joining:

Integral end headers with captive nuts and 1/4-20 machine screws (provided) are accessible without removal of any components.

End caps:

Steel, flat-style. Attach with same method as row joining.

Feed cord:

3-wire, 5 amps max; 4-wire, 7 amps max; 5-wire, 5 amps max.

Field accessibility:

LED boards and drivers can be accessed and removed from above fixture, while installed. LED boards can be replaced either individually or as part of 4' module.

Luminaire Canopy Box:

For use with Grid Ceilings only

T-Bar Clips:

For use with Grid Ceilings only

CRI: 80 minimum

CCT	CRI	R1	R2	R3	R4	R5	R6	R7	R8	R9	R10	R11	R12	R13	R14	R15
30K	83	81	90	96	81	81	86	84	62	12	75	80	68	83	98	75
35K	83	81	88	94	82	81	84	86	65	14	72	80	63	82	96	75
40K	83	82	90	95	81	81	85	87	66	14	75	79	59	84	97	76

Rated Life (LED Board):

Tested in accordance to LM79-2008
L70: 287,000 (per TM-21 extrapolated curve)
L70: >61,000 (per TM-21/LM80 6x's limitation)
L90: 74,000 (per TM-21 extrapolated curve)

Rated Life (Driver):

Standard = 100,000 hours
Lutron = 50,000 hours

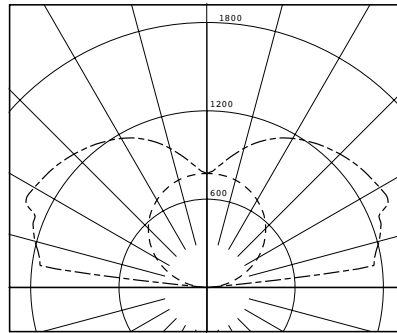
Fixture weight:

2.5 lbs/ft.

LED Pendant Indirect SAE103

Photometry

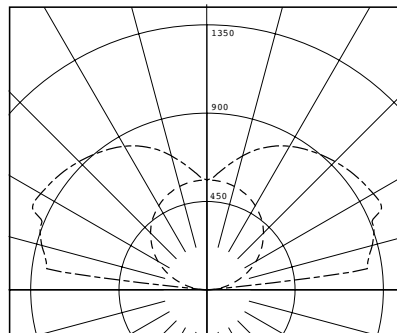
Fixture: SAE103-PI-LPA-04-CX-35K-I130-D01-UNV
CCT: 3500K
Output: I130
Nominal lumens: 1300 lumens/ft
Efficacy: 129 lm/W
Test report: SAE103-PI-LPA-04-CX-35K-I130-D01-UNV



LEGEND
 0-deg ———
 90-deg - - - - -

Zonal Lumens		
Zone	Lumens	Lamp %
0-90	0	0.0%
90-120	2243	42.6%
90-130	3114	59.2%
90-150	4496	85.4%
90-180	5264	100%
0-180	5264	100%

Fixture: SAE103-PI-LPA-04-CX-35K-I095-D01-UNV
CCT: 3500K
Output: I095
Nominal lumens: 950 lumens/ft
Efficacy: 132 lm/W
Test report: SAE103-PI-LPA-04-CX-35K-I095-D01-UNV



LEGEND
 0-deg ———
 90-deg - - - - -

Zonal Lumens		
Zone	Lumens	Lamp %
0-90	0	0.0%
90-120	1621	42.6%
90-130	2250	59.2%
90-150	3249	85.4%
90-180	3804	100%
0-180	3804	100%