

ALN540 – Towne Commons® LED

TYPE

- Energy Saving LED technology
- Reliable efficient operation
- Type 2, 3, 4, 5 distributions
- 0-10V dimming ready
- Surge protection included
- Wide variety of custom mounting options including post-top, wall mount or pole mount arm
- wiHUBB ready configurations
- Cast aluminum struts
- Available in 3000K, 4000K and 5000K



ALN540

1. LUMINAIRE	2. DISTRIBUTION	3. COLOR TEMP	4. DRIVER	5. COLOR	6. OPTIONS	7. CONTROL	8. MOUNTING
ALN 540PM							

1. LUMINAIRE

ARM OR POST TOP MOUNT

ALN 540PM

DOWN MOUNTED ARM OR PENDANT MOUNT

ALN 540D

2. DISTRIBUTION

Y2 (Type 2)

Y3 (Type 3)

Y4 (Type 4)

Y5 (Type 5)

3. COLOR TEMPERATURE

32LED-3K (Warm White, 3000K output)

32LED-4K (Neutral White, 4000K output)

32LED-5K (Bright White, 5000K output)

4. DRIVER (120 thru 277 volt)

700 (700mA drive current, 75 watts)

5. COLOR

BLS	Black Gloss Smooth
BLT	Black Matte Textured
DBS	Dark Bronze Gloss Smooth
DBT	Dark Bronze Matte Textured
GTT	Graphite Matte Textured
LGS	Light Grey Gloss Smooth
LGT	Light Grey Matte Textured
PSS	Platinum Silver Gloss Smooth
VGT	Verde Green Matte Textured
WHS	White Gloss Smooth
WHT	White Matte Textured
CC¹	Custom Color

¹ Consult factory for custom color, marine and corrosive finish

6. OPTIONS

LDL (Lightly diffused lens)

SBL (Sandblast diffused lens)

HSS-L (House side shield for use with clear lens only, consists of three field installed panels attached to the inside of the lens. Installing three panels blocks 180° of the lens)

MAT (Mast arm adapter slips over a 2 3/8" / 60mm O.D. pipe and is secured with 4 stainless steel set screws. For ALN540D only.)

PMS (Pendant mount with 48" / 1220mm stem and canopy with swivel. For ALN540D only.)

PMC (Pendant kit includes canopy and 48" / 1220mm of brass chain painted the fixture color. For ALN540D only)

7. CONTROL

PCA-C (Contemporary photocell adapter, not for Wall Mount)

PCA-T (Traditional photocell adapter, not for Wall Mount)

SCP (Sensor Control Programmable) pole accessory is available to provide occupancy detection for outdoor applications meeting California Title 24. For complete spec sheet and ordering information, visit www.aal.net/products/sensor_control_programmable/

8. MOUNTING

WALL MOUNT

ALN540PM

WMA1M	WMA1L	WMA3	WMA35U
WMA36U	WMA55	WMA56	WMA57
WMA7	WMA9U	WMA22U	

ALN540D

WMA2M	WMA2L	WMA37	WMA38
WMA39	WMA4	WMA6	WMA8
WMA9D	WMA10	WMA11	WMA12
WMA16	WMA17	WMA18	WMA22D

POLE MOUNT (4" O.D. or 5" O.D. side mount)

ALN540PM

TRA1M	TRA3	TRA5U	TRA55
TRA56 (4" only)	TRA57	TRA59U	SLA8U
SLA22U			

ALN540D

TRA2M, TRA2L, TRA2R Arms, SLA3 (4" only), SLA8D, SLA2D

POLE MOUNT

ALN540PM

SLA1	SLA1-2		
------	--------	--	--

ALN540D

TRA4	TRA7	TRA7-2	TRA8
TRA9	TRA9-2	SLA4	SLA4-2
SLA7	SLA7-2	SLA9	SLA9-2
SLA10	SLA10-2	SLA16	SLA16-2
SLA17	SLA17-2	SLA18	SLA18-2

SPECIFICATIONS

HOUSING

Luminaire are cast A356 alloy aluminum, free of any porosity or cosmetic fillers. Castings shall be of uniform wall thickness, minimum .188 inch with no warping or mold shifting.

The top cap will hinge open by loosening two captive fasteners. The top shall seal the lamp compartment with a continuous silicone gasket. The lens shall be one-piece clear optical grade acrylic with a one-piece memory retentive silicone gasket on top and bottom. The LED and driver assembly will be serviceable by backing out three thumb screws to allow for the light engine to be lifted out. Quick disconnects shall be used for all electrical connections.

All internal and external hardware shall be stainless steel.

OPTICAL MODULE

The optical assembly is completely sealed with a one piece injection molded silicone gasket to prevent dust, insect or moisture contamination. The optical array shall consist of high brightness light emitting diodes mounted to a printed metal circuit board with precision injection molded optically clear lenses discretely coupled to each individual diode. The printed circuit board assembly shall have a uniform conformal coating with the exception of the optical output lens at each diode and be mechanically fastened to an anodized die-cast aluminum heat sink. Standard color temperatures shall be 3000K, 4000K and 5000K.

See next page

JOB	_____
TYPE	_____
NOTES	_____



ALN540 – Towne Commons® LED

TYPE

ELECTRICAL

Universal voltage, 120 through 277V with a ±10% tolerance. Driver is Underwriters Laboratories listed. Driver has a 0-10V dimming interface for multi-level illumination options. Driver is Underwriters Laboratories listed.

Drivers are 0-10V dimming control with a dimming range of 100%-10%. Drivers are U.L. listed. All luminaires shall accept 120-277 volt input and have integral surge protection. Thermal Shield™, secondary side, thermistor provides protection for the sustainable life of LED module and electronic components.

The electrical assembly shall be mounted to a serviceable tray. The surge protector shall be U.L. recognized and have a surge current rating of 10,000 Amps using the industry standard 8/20uSec wave with a clamping voltage of 320V and surge rating of 372J. The surge protector case shall be a high-temperature, flame resistant plastic enclosure. The electrical assembly shall be installed and prewired in the fixture.

CONTROLS

SCP shall have an integral surge protection device with a current rating of 10,000 Amps using the industry standard 8/20uSec wave and surge rating of 372J

Sensor not intended for use with additional photo-control, wireless control or dimming systems.

SERVICING

The top of the fixture shall hinge open for relamping by loosening two stainless steel fasteners.

MOUNTING

Post top mounting: The fixture shall slip over a 4"/100mm O.D. pole or tenon and be secured to the pole with three (or six) stainless steel set screws.

Arm or wall mounting: The fixture shall be attached to the cast arm with three stainless steel bolts and a silicone gasket.

FINISH

Fixture finish are consist of a five stage pretreatment regimen with a polymer primer sealer, oven dry off and top coated with a thermoset super TGIC polyester powder coat finish.

CERTIFICATION

Fixtures shall be listed with ETL for outdoor, wet location use, conforming to the UL 1598 and Canadian CSA 22.2 no. 250 standard. IP54.

This product qualifies as a "designated country construction material" per FAR 52.225-11 Buy American-Construction Materials under Trade Agreements effective 6/06/2020. [See Buy American Solutions.](#)

WARRANTY / TERMS AND CONDITIONS OF SALE


Download: <http://www.hubbelling.com/resources/warranty/>

AAL reserves the right to change product specifications without notice.

PROJECTED LUMEN MAINTENANCE

AMBIENT TEMP.	0	25,000	50,000	*TM-21-11 60,000	100,000	PROJECTED L70 (HRS)
25°C/ 77°F	100%	95%	93%	92%	89%	>60,000
40°C/ 104°F	100%	94%	91%	90%	85%	>60,000


DIMENSIONS



ALN540PM

ALN540PM

HEIGHT: 35"/890mm
LENGTH: 18"/460mm
WIDTH: 18"/460mm
WEIGHT: 40 lbs.
EPA: 2.80



ALN540D

ALN540D

HEIGHT: 21"/520mm
LENGTH: 18"/460mm
WIDTH: 18"/460mm
WEIGHT: 35 lbs.
EPA: 2.59

PERFORMANCE DATA (32 LEADS, 700 MA DRIVE CURRENT, 75 WATTS)

TYPE	LENS	5K					4K					3K				
		LUMENS	LPW	B	U	G	LUMENS	LPW	B	U	G	LUMENS	LPW	B	U	G
Y2	CLEAR	5838	78	2	3	3	5489	73	2	3	3	4320	58	1	3	2
Y3		5793	77	2	3	3	5445	73	2	3	2	4287	57	1	3	2
Y4		5772	77	1	3	3	5427	72	1	3	3	4271	57	1	3	2
Y5		5319	71	3	3	3	5002	67	3	3	2	3935	52	2	3	2
Y2	LDL	5438	73	2	4	3	5112	68	2	4	3	4024	54	1	3	3
Y3		5406	72	2	4	3	5082	68	1	4	3	4001	53	1	3	3
Y4		5444	73	1	4	3	5118	68	1	4	3	4029	54	1	4	3
Y5		5037	67	2	4	3	4735	63	2	4	3	3728	50	2	3	2
Y2	SBL	5014	67	2	4	3	4713	63	2	4	3	3710	49	1	4	3
Y3		4986	66	1	4	3	4687	62	1	4	3	3689	49	1	4	2
Y4		5036	67	1	4	3	4734	63	1	4	3	3727	50	1	4	3
Y5		4633	62	2	4	3	4355	58	2	4	3	3428	46	1	3	2

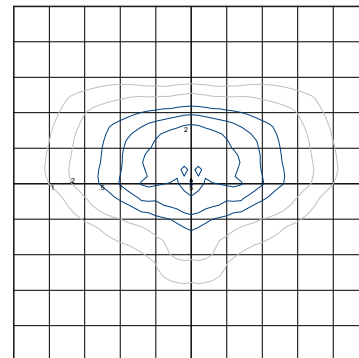
ALN540-Y3-32LED-5K-700 WATTAGE: 74 LUMEN OUTPUT: 5793 EFFICACY: 78 Lm/W

B2 U3 G2

FORWARD LIGHT		LUMEN	
FL	30°	4.1%	236.6
FM	60°	34.1%	1973.7
FH	80°	28.5%	1651.9
FVH	90°	3.2%	182.6

BACK LIGHT		LUMEN	
BL	30°	3.5%	201.5
BM	60°	11.6%	671.0
BH	80°	10.6%	614.0
BVH	90°	2.5%	145.3

UPLIGHT		LUMEN	
UL	100°	1.1%	62.3
UH	180°	0.9%	54.1



14' MOUNTING HEIGHT

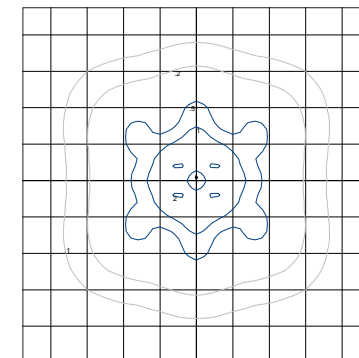
ALN540-Y5-32LED-5K-700 WATTAGE: 73.8 LUMEN OUTPUT: 5319 EFFICACY: 72 Lm/W

B3 U3 G3

FORWARD LIGHT		LUMEN	
FL	30°	3.6%	192.0
FM	60°	16.6%	881.0
FH	80°	24.1%	1281.6
FVH	90°	4.6%	244.9

BACK LIGHT		LUMEN	
BL	30°	3.6%	192.0
BM	60°	16.6%	881.0
BH	80°	24.1%	1281.6
BVH	90°	4.6%	244.9

UPLIGHT		LUMEN	
UL	100°	1.6%	83.0
UH	180°	0.7%	37.1



14' MOUNTING HEIGHT

[IES files can be found at www.aal.net](http://www.aal.net)



ARCHITECTURAL AREA LIGHTING
17760 Rowland Street | City of Industry | CA 91748
P 626.968.5666 | F 626.369.2695 | www.aal.net
Copyright © 2014 November 10, 2020 3:08 PM