


SLA22U/SLA22D – Contemporary Arms

TYPE



SLA22U

1. ARM

2. COLOR

1. ARM

SLA22U (Bolts to the side of a 4" DIA. pole. Weight: 6 lbs.

EPA: .60)

SLA22D (Bolts to the side of a 4" DIA. pole. Weight: 4 lbs.

EPA: .44)

2. COLOR

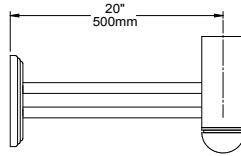
- BLS** Black Gloss Smooth
- BLT** Black Matte Textured
- DBS** Dark Bronze Gloss Smooth
- DBT** Dark Bronze Matte Textured
- GTT** Graphite Matte Textured
- LGS** Light Grey Gloss Smooth
- LGT** Light Grey Matte Textured
- PSS** Platinum Silver Smooth
- VGT** Verde Green Textured
- WHS** White Gloss Smooth
- WHT** White Matte Textured

Color Option

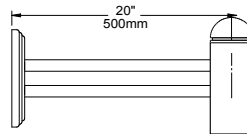
CC* Custom Color

** Consult factory for custom color, marine and corrosive finish options*

DIMENSIONS



SLA22U (4" or 5" pole)



SLA22D (4" or 5" pole)

SPECIFICATIONS

The arm shall be of one piece unitized aluminum construction, fully welded and assembled. The arm shall be prewired with a quick connector for easy installation.

The arm shall have a cast aluminum fitter welded to the top of the arm(s) for attaching the fixture. The fixture shall be mounted with three stainless steel bolts through the top of the arm fitter into the fixture. The attachment point shall have a silicone pad for sealing the fixture to arm connection.

The arm shall bolt to a 4"/100mm diameter pole

JOB _____
 TYPE _____
 NOTES _____



ARCHITECTURAL AREA LIGHTING
 17760 Rowland Street | City of Industry | CA 91748
 P 626.968.5666 | F 626.369.2695 | www.aal.net
 Copyright © 2016 November 9, 2020 7:30 PM