

B454PUNVHB-E

APPLICATION and PERFORMANCE SPECIFICATION

Description: Electronic ballast for (4/3/2/1) F54T5HO, (4/3) FT50W/2G11, (4/3) FT55W/2G11 fluorescent lamps

- Line Voltage: 120 - 277 vac, ±10%, 50/60Hz
- Auto Reset End of Lamp Life Shutdown Circuitry
- Programmed Rapid Start
- Active Power Factor Correction
- Series-parallel Lamp Operation

*60 Hz data

Lamp		Volts	Input Watts	Nominal Line Amps	Power Factor	Ballast Factor	Ballast Efficacy Factor	Harmonic Total	Crest Factor
Type	#								
F54T5HO	4	120	235	1.96	>.98	1.00	0.43	<10%	<1.7
F54T5HO	4	277	229	0.84	>.99	1.00	0.44	<10%	<1.7
F54T5HO	3	120	184	1.52	>.98	1.05	0.57	<10%	<1.7
F54T5HO	3	277	182	0.66	>.95	1.05	0.58	<10%	<1.7
F54T5HO	2	120	122	1.01	>.95	1.00	0.82	<10%	<1.7
F54T5HO	2	277	121	0.44	>.95	1.00	0.83	<15%	<1.7
F54T5HO	1	120	65	0.54	>.95	1.05	1.62	<15%	<1.7
F54T5HO	1	277	65	0.26	>.90	1.05	1.62	<20%	<1.7
FT55W/2G11	4	120	229	1.91	>.98	0.90	0.39	<10%	<1.7
FT55W/2G11	4	277	223	0.80	>.98	0.90	0.40	<10%	<1.7
FT55W/2G11	3	120	174	1.45	>.98	0.93	0.53	<10%	<1.7
FT55W/2G11	3	277	171	0.62	>.95	0.93	0.54	<10%	<1.7
FT50W/2G11	4	120	240	1.98	>.98	1.10	0.46	<10%	<1.7
FT50W/2G11	4	277	235	0.84	>.98	1.10	0.47	<10%	<1.7
FT50W/2G11	3	120	179	1.49	>.98	1.13	0.63	<10%	<1.7
FT50W/2G11	3	277	177	0.64	>.95	1.13	0.64	<10%	<1.7

Application and Performance Specification Information Subject to Change without Notification.

Performance:

- Meets ANSI Standard C82.11-1993
- Meets ANSI Standard C62.41-1991
- Meets FCC Part 18 (Class A) for EMI and RFI Non-Consumer Limits

Safety:

- No PCB's
- UL listed (Class P, Type 1 Outdoor, Type HL)
- CSA Certified

Application:

- Minimum Starting Temperature: 0° F, -18° C
with no remote mounting: -20° F, -29° C
- Maximum Case Temperature: 194° F, 90° C
- Sound Rated: A
- Remote Mounting: Up to 20 ft.
- Consult factory for Tandem Wiring

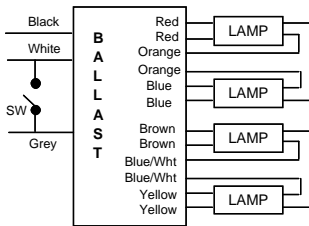
Physical Parameters

- Mounting Length: 16.28" +/- 0.010" 413.5 mm (Center to Center)
- Overall Length: 16.88" +/- 0.010" 428.8 mm
- Width: 1.82" +0.03"/- 0.02" 46.2 mm
- Height: 1.18" +0.04"/- 0.01" 30.0 mm
- Weight: 2.50 lbs 1.10 kg
- Carton Quantity: 10 pieces
- Lead Length: White, Black, Grey 31" (± 1")
Blue, Red 28" (± 1")
Yellow, Brown 28" (± 1")
Orange, Blue/White 48" (± 1")

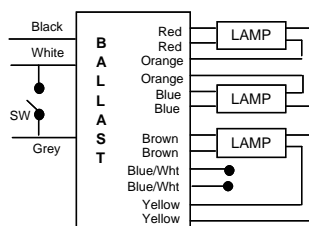
Warranty:

Universal Lighting Technologies warrants to the purchaser that each electronic ballast will be free from defects in material or workmanship for a period of 3 years from date of manufacture when properly installed and under normal conditions of use. Call **1-800-BALLASTx800** for technical assistance.

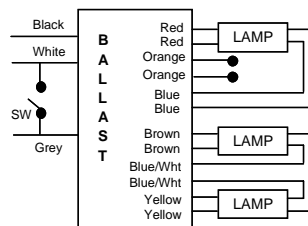
Manufactured in North America



SW	
Closed	4 Lamps
Open	2 Lamps



SW	
Closed	3 Lamps
Open	2 Lamps



SW	
Closed	3 Lamps
Open	1 Lamp

Application Notes:

- 'SW' controls the lamps connected between the Brown and Yellow leads
- For lamp switching applications, connect 'SW' between the white and the grey leads as shown in the wiring diagram above OR between the Black and Grey leads. The switch "SW" may be an on-off switch, an occupancy sensor, a relay, etc.
- If lamp switching is not required, short the white and grey leads OR the black and the grey leads
- A single control device, 'SW', may be connected to control multiple ballasts
- For three lamp use: Individually cap Blue/White or Orange leads.

Ballast Must be Grounded