

JOB _____ TYPE _____

NOTES _____ APPROVALS _____

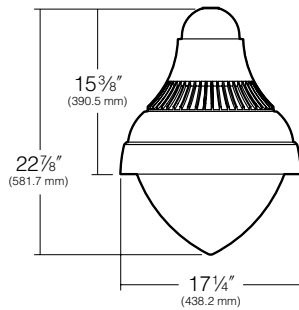
FEATURES

- Full Cutoff PicoEmitter technology
- Available in 580nm, 3000K, 4000K and 5000K standard CCT
- Type 1, 2, 3, 4, 5, R & L distributions
- 0-10V dimming drivers standard
- Sealed optical chamber, IP66 certified

Certifications



SPECIFICATIONS



Approx. Weight = 31 lbs. EPA 0.6 for 1A.
See Configuration for Additional EPAs.

ORDERING CODE

Configuration		EPA	Fixture		Electrical Module			Fixture Finish	Photocell Options	
•	1A 1 Arm Side Mt.	0.6	AE17	<u>Distribution</u>	<u>Drive Current</u>	<u>Source</u>	<u>Color Temperature</u> ¹	<u>Voltages</u>	BL Black	A30 120V Button Photocell
••	2B 2 Arm Side Mt.	1.2		1 Type I	E35 350mA PicoEmitter	60L 60 LEDs, 68 W	2K 580nm ²	UV 120-277V	DB Dark Bronze	A31 208V Button Photocell
•••	3Y 3 Arm Side Mt.	1.8		2 Type II			3K 3000K	120 120V	GT Graphite	A32 240V Button Photocell
••••	4C 4 Arm Side Mt.	2.1		3 Type III			4K 4000K	208 208V	LG Light Gray	A33 277V Button Photocell
•••••	1W Single Wall Mt.	n/a		4 Type IV			5K 5000K	240 240V	PS Platinum Silver	A34 480V Button Photocell
				5 Type V				277 277V	TT Titanium	A35 347V Button Photocell
				R Type R Right				347³ 347V	WH White	
				L Type L Left				480³ 480V	CC Custom Color*	

NOTE: EPA is for Fixture only

*Consult Representative

Fuse Options	Lens Options	NFO Option	Control Options	Arm Options
SF 120, 277, 347 Line Volts DF 208, 240, 480 Line Volts	LS Polycarbonate Lens ⁴	NFO Neighbor Friendly Optic* <small>*Photometry available for Type III/IV. All others, consult factory.</small>	<u>Wireless</u> WIR-RMI-IO 120-480V, 1000' range, wiSCAPE RF control system with on/off/dim, alerts, monitoring and metering capabilities <u>Motion</u> SCH-R Round Pole Mounted Occupancy Sensor up to 30' SCH-S Square Pole Mounted Occupancy Sensor up to 30'	<u>Pole Arm</u> HA01S HA02S HA03S HA11S HA12S HA14S HA31S HA33S HA35S HA37S HA38S <u>Arm Finial</u> HAF02
				<u>Pole Tenon Mount</u> HA01S-TM1 HA02S-TM1, HA02S-TM2, HA02S-TM3, HA02S-TM4 HA03S-TM1, HA03S-TM2, HA03S-TM3, HA03S-TM4 HA11S-TM1, HA11S-TM2, HA11S-TM3, HA11S-TM4 HA12S-TM1, HA12S-TM2, HA12S-TM3, HA12S-TM4 HA14S-TM1, HA14S-TM2, HA14S-TM3, HA14S-TM4 HA31S-TM1, HA31S-TM2, HA31S-TM3, HA31S-TM4 HA33S-TM1, HA33S-TM2, HA33S-TM3, HA33S-TM4 HA35S-TM1 HA37S-TM1 HA38S-TM1
				<u>Wall Mount</u> HA02S-W HA11S-W HA12S-W HA14S-W HA31S-W HA33S-W HA35S-W HA37S-W HA38S-W
				<u>Style</u> Post Top Crook Side Pole Crook Post Top Swept Cast Arm Side Pole Swept Cast Arm Side Pole S-Shaped Up Cast Arm Side Pole Neo-Classical Arm Side Pole Arm w/Top Scroll Side Pole Ribbon Arm w/Top Gusset Side Pole Ribbon Arm w/Top Brace Side Pole Ribbon w/Top Brace, Bottom Scroll Side Pole Ribbon w/Top Brace, Bottom Gusset

For Pole Spec Select: http://www.kimlighting.com/products/arms_and_poles/
For Control Spec Select: <http://trpssl.com/index.html>

¹ For custom optics and color temperature configurations, contact factory.
² Turtle friendly. Maximum 500mA drive current for 2K amber option.
³ 347V & 480V currents may be supplied with step-down transformer.
⁴ Use only when vandalism is anticipated to be high. Required only for vandal protection in locations where fixtures can be reached by unauthorized persons.

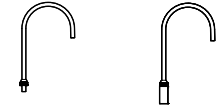
Kim Lighting reserves the right to change specifications without notice.

Arm Options

Note: Refer to Kim Lighting's Arms and Poles Specification Guide for EPA information and additional information on arm, tenon and wall mounting.
1W Wall Mount arm is not included and must be ordered separately.

Post Top Crook¹

ARM Tenon Mount Wall Mt

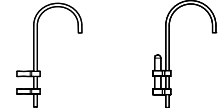


HA01S HA01S-TM1

Mounting: 1SA

Side Pole Crook¹

ARM Tenon Mount Wall Mt

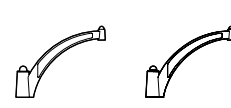


**HA02S HA02S-TM1
 HA02S-TM2
 HA02S-TM3
 HA02S-TM4 HA02S-W**

Mounting: 1SA 2SB 3SY 4SC

Post Top Swept Cast Arm¹

ARM Tenon Mount Wall Mt



**HA03S HA03S-TM1
 HA03S-TM2
 HA03S-TM3
 HA03S-TM4**

Mounting: 1SA 2SB 3SY 4SC

Side Pole Swept Cast Arm

ARM Tenon Mount Wall Mt

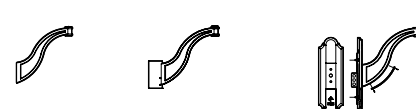


**HA11S HA11S-TM1
 HA11S-TM2
 HA11S-TM3
 HA11S-TM4 HA11S-W**

Mounting: 1SA 2SB 3SY 4SC

Side Pole S-Shaped Up Cast Arm

ARM Tenon Mount Wall Mt




**HA12S HA12S-TM1
 HA12S-TM2
 HA12S-TM3
 HA12S-TM4 HA12S-W**

Mounting: 1SA 2SB 3SY 4SC

Side Pole Neo-Classic Arm¹

ARM Tenon Mount Wall Mt




**HA14S HA14S-TM1
 HA14S-TM2
 HA14S-TM3
 HA14S-TM4 HA14S-W**

Mounting: 1SA 2SB 3SY 4SC

Side Pole Arm w/Top Scroll

ARM Tenon Mount Wall Mt



**HA31S HA31S-TM1
 HA31S-TM2
 HA31S-TM3
 HA31S-TM4 HA31S-W**

Mounting: 1SA 2B 3Y 4C

Side Pole Ribbon Arm w/Top Gusset

ARM Tenon Mount Wall Mt

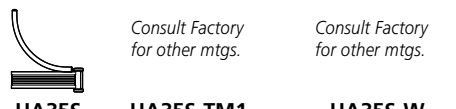


**HA33S HA33S-TM1
 HA33S-TM2
 HA33S-TM3
 HA33S-TM4 HA33S-W**

Mounting: 1SA 2SB 3SY 4SC

Side Pole Ribbon Arm w/Top Brace

ARM Tenon Mount Wall Mt

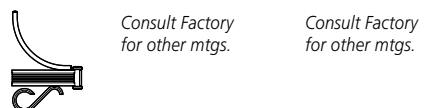


HA35S HA35S-TM1 HA35S-W

Mounting: 1SA 2SB 3SY 4SC

Side Pole Ribbon Arm w/Top Brace & Bottom Scroll

ARM Tenon Mount Wall Mt

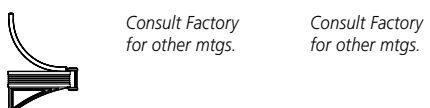


HA37S HA37S-TM1 HA37S-W

Mounting: 1SA 2SB 3SY 4SC

Side Pole Ribbon Arm w/Top Brace & Bottom Gusset

ARM Tenon Mount Wall Mt



HA38S HA38S-TM1 HA38S-W

Mounting: 1SA 2SB 3SY 4SC

Arm Finial

HAF02 Traditional style finial available to close off mounting hub opposite fixture.



¹Not available on arm where indicated.

Kim Lighting reserves the right to change specifications without notice.

LUMINAIRE PERFORMANCE

Spectroradiometric			
	3000K Average	4000K Average	5000K Average
Color Rendering Index (CRI)	≤80	≤80	≤70
Power Factor	>.90	>.90	>.90

Projected Lumen Maintenance		
mA	100,000 hrs	(Calculated L70)
350	94.10%	695,000 hrs.

Electrical Drive Current		
Volts - AC	Amps - AC	System Watts
120	0.57	68
208	0.33	68
240	0.28	68
277	0.25	68
347	0.20	68
480	0.14	68

B.U.G. Rating (TM15) in Lumens when B = Backlight, U = Uplight, G = Glare								
Temperature	TYPE 1	TYPE 2	TYPE 3	TYPE 3 NFO	TYPE 4	TYPE 4 NFO	TYPE 5	TYPE L/R
3000K	TBD	B2 U2 G2	B1 U2 G1	TBD	B1 U2 G2	B0 U2 G1	B2 U2 G1	TBD
4000K	TBD	B2 U2 G2	B2 U2 G2	TBD	B1 U2 G2	B0 U2 G2	B2 U2 G1	TBD
5000K	TBD	B2 U2 G2	B2 U2 G2	TBD	B1 U2 G2	B0 U2 G2	B2 U2 G1	TBD

Absolute Lumens								
Temperature	TYPE 1	TYPE 2	TYPE 3	TYPE 3 NFO	TYPE 4	TYPE 4 NFO	TYPE 5	TYPE L/R
3000K	TBD	4815	4738	TBD	4784	3987	4834	TBD
4000K	TBD	6310	6210	TBD	6270	5225	6336	TBD
5000K	TBD	6687	6581	TBD	6645	5537	6714	TBD

LED performance and lumen output continues to improve at a rapid pace. Log onto www.kimlighting.com to download the most current photometric files from Kim Lighting's IES File Library. For custom optics and color temperature configurations, contact factory.

Kim Lighting reserves the right to change specifications without notice.

SPECIFICATIONS

Housing:

- One-piece die-cast, low copper (<0.6% Cu) aluminum alloy with integral cooling ribs over the optical chamber and electrical compartment.
- Solid barrier wall separates optical and electrical compartments.
- Double-thick wall with gussets on the support-arm mounting end.
- Housing forms a half cylinder with 55° front face plane providing a recess to allow a flush single-latch detail.
- All hardware is stainless steel or electro-zinc plated steel.

Lens Frame:

- One-piece die-cast, low copper (<0.6% Cu) aluminum alloy lens frame with 1" minimum depth around the gasket flange.
- Integral hinges with stainless steel pins provide no-tool mounting and removal from housing.
- Single die-cast aluminum cam-latch provides positive locking and sealing of the optical chamber by a one-piece extruded and vulcanized silicone gasket to provide an IP66 rating for the optical module.
- Clear 3/8" thick tempered glass lens retained by eight steel clips with full silicone gasketing around the perimeter.

Neighbor Friendly Optic

- Integrated Neighbor Friendly Optic on each PicoEmitter™ module to completely control unwanted backlight. Most effective with Type III and IV distributions.

Lens:

- Fixture supplied with a one-piece flat, clear, UV stabilized polycarbonate, fully gasketed, replacing the standard tempered glass lens.
CAUTION: Use only when vandalism is anticipated to be high. Useful life is limited by UV discoloration from sunlight. A program of regular inspection and periodic replacement is highly recommended to maintain optimum fixture performance.

Optical Module:

- Precision, replaceable PicoEmitters are positioned to achieve directional control toward desired task.
- The entire EmitterDeck fastens to the housing as a one-piece module.

- Type I, II, III, IV, V, L (left), and R (right) standard distributions. Custom available.
- 3000K, 4000K, 5000K standard CCT. Amber and custom available.
- IP66 certified
- Die-cast, low copper aluminum heat sink modules provide thermal transfer at PCB level.
- Anodized aluminum carrier plate and heat sink modules.

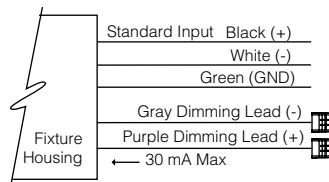
Electrical Characteristics:

- 120V through 480V @ 50/60Hz.
- Class 1, 350mA.
- Power Factor = >.90
- National Electrical Code, ANSI/NFPA 70.
- 10kV surge suppression.
- Thermalshield thermal control.
- 40c starting driver.
- 0-10V dimming interface.
- All electronic components are IP66 rated.
- Electronic components are UL and/or CSA recognized.

Dimming:

- 10% to 100% dimming using standard 0-10V interface driver.
- To activate the dimming system, a wiring harness is supplied and attached to the DIM Port (DIM IN) on the thermal shield protection system. This port allows the 0-10V Interface to bypass the thermal shield and control the driver.
- The thermal shield works in conjunction with the control system to assure that overheating will not harm the LEDs.

The wiring harness is connected with the use of the Purple lead as the positive (+) and the Grey lead as the negative (-) to an available control signal (by others).



Support Arm:

- One-piece extruded aluminum with internal bolt guides and fully radiussed top and bottom.

- Luminaire-to-pole attachment is by internal draw bolts, and includes a pole reinforcing plate with wire strain relief.
- Arm is circular cut for specified round pole.
- Optional cast, low copper aluminum horizontal slip-fitter with adaptor plate to secure the luminaire to 2" IPS pipe size arms.
- Optional cast aluminum wall mount plate assembly. Attaches to the wall over the junction box. Luminaire attaches to the wall plate.

Finish:

- Fade and abrasion resistant, electrostatically applied, thermally cured, triglycidal isocyanurate (TGIC) polyester powdercoat.
- Standard colors include (BL) Black, (DB) Dark Bronze, (GT) Graphite, (WH) White, (PS) Platinum Silver, (LG) Light Gray, (TT) Titanium, and (CC) Custom Color (Include RAL#).

Fusing:

SF for 120, 277 and 347 Line Volts
DF for 208, 240 and 480 Line Volts.

- High temperature fuse holders factory installed inside the fixture housing. Fuse is included.

Certifications and Listings:

- UL 1598 Standard for wet locations for Luminaires.
- UL 8750 Standard for Safety for Light Emitting Diode (LED) Equipment for use in Lighting Products.
- IP66 certified.
- CSA C22.2#250.0 Luminaires.
- ANSI C136.31-2010 3G Vibration tested and compliant.
- RoHS compliant.

CAUTION:

- Fixtures must be grounded in accordance with national, state and/or local electrical codes, Failure to do so may result in serious personal injury.

WARRANTY:

- For full warranty see <http://www.hubbellighting.com/resources/warranty>

Kim Lighting reserves the right to change specifications without notice.

CONTROLS

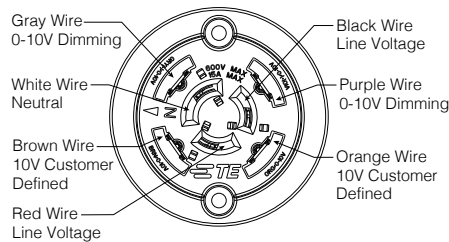
Photocell Receptacle

A25-7

Fully gasketed and wired 7-pin receptacle. Easy access location above the electrical compartment. 7-pin construction allows user-defined interface and control definition of operational performance. ANSI twist-lock control module by-others.

Standard customer operation modes:

1. (Black and Red leads) Traditional on/off photoelectric control.
2. (Gray and Purple leads) 0-10V dimming, 5-pin wireless photoelectric control for added dimming feature.
3. (Brown and Orange leads) 10V 7-pin wireless photoelectric control for dimming and additional I/O connections for customer use.



Button Photocell

A30 for 120V, **A31** for 208V, **A32** for 240V, **A33** for 277V, **A34** for 480V, **A34** for 347V,

Factory installed photocell inside housing with a fully gasketed sensor on the side wall. For multiple fixture mountings, one fixture is supplied with a photocell to operate the others.

Wireless Control

Hubbell Building Automation's wiSCAPE™ In-Fixture Module is a bidirectional wireless RF device that allows an individual fixture to be managed, monitored and metered. The wiSCAPE In-Fixture Module communicates wirelessly over a robust 2.4GHz ISM (Industrial, Scientific and Medical) certified meshed radio signal. The wiSCAPE Fixture Module drastically simplifies control and automation of projects, especially in retrofit environments and challenges the legacy world of wired-systems. wiSCAPE wireless control technology adapts easily to complex automation situations for quick, simple and economical commissioning. On-Fixture Module is compatible with A-25-7 option.

WIR-RMI-IO

120 - 347V 1000' range WiScape RF mesh control system with off/on/dim, motion, photo, GPS location, alert, monitoring and metering capabilities.

Pole Mounted

Round Pole-Mounted Occupancy Sensor up to 30'

SCH-R

Round Pole Mounted Occupancy Sensor up to 30' - Outdoor occupancy sensor with 0-10V interface dimming control mounts directly to the pole. Wide 360° pattern. Module colors available Black, Gray, and White. Module is cut for round pole mounting. Pole diameter needed. Pole to be drilled in the field with provided installation instructions.

Ordering Example: SCH-R4¹/277²/BL³

Square Pole-Mounted Occupancy Sensor up to 30'

SCH-S

Square Pole Mounted Occupancy Sensor up to 30' - Outdoor occupancy sensor with 0-10V interface dimming control mounts directly to the pole. Wide 360° pattern. Module colors available Black, Gray, and White. Module is cut for square pole mounting.

Ordering Example: SCH-S/277²/BL³

¹Pole Diameter, ²Voltage, ³Color

Kim Lighting reserves the right to change specifications without notice.