

JOB _____ TYPE _____
 NOTES _____ APPROVALS _____

FEATURES

- PicoPrism® technology¹
- Family of six sizes
- Available in 580nm, 3000K, 4000K and 5000K standard CCT
- Type 1, 2, 3, 4, 5 standard distributions
- 0-10V dimming drivers standard
- IP66 certified

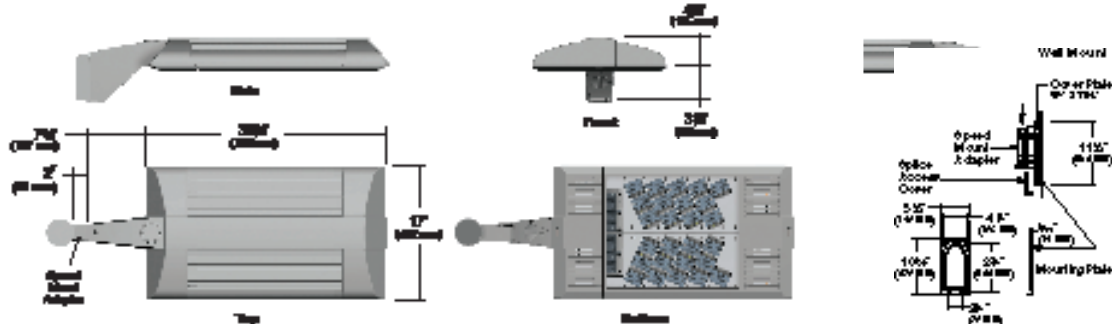
Certifications



SPECIFICATIONS



Approx. Weight = 34 lbs. EPA .72 for 1SA.
See Mounting for Additional EPAs.



ORDERING CODE

Configuration	EPA	Fixture	Electrical Module	Fixture Finish	Photocell Options																																																																																
<table border="1"> <tr> <td>1SA</td> <td>1 Arm Side Mt.</td> <td>.72</td> </tr> <tr> <td>2SB</td> <td>2 Arm Side Mt.</td> <td>1.44</td> </tr> <tr> <td>2SL</td> <td>2 Arm Side Mt.</td> <td>1.05</td> </tr> <tr> <td>3ST</td> <td>3 Arm Side Mt.</td> <td>1.77</td> </tr> <tr> <td>3SY*</td> <td>3 Arm Side Mt.</td> <td>1.77</td> </tr> <tr> <td>4SC</td> <td>4 Arm Side Mt.</td> <td>1.93</td> </tr> <tr> <td>1W</td> <td>Single Wall Mt.</td> <td>n/a</td> </tr> <tr> <td>HSF</td> <td>Horizontal Slipfitter</td> <td>n/a</td> </tr> </table>	1SA	1 Arm Side Mt.	.72	2SB	2 Arm Side Mt.	1.44	2SL	2 Arm Side Mt.	1.05	3ST	3 Arm Side Mt.	1.77	3SY*	3 Arm Side Mt.	1.77	4SC	4 Arm Side Mt.	1.93	1W	Single Wall Mt.	n/a	HSF	Horizontal Slipfitter	n/a		<table border="1"> <tr> <th>Distribution</th> <th>Drive Current</th> <th>Source</th> <th>Color Temperature²</th> <th>Voltages</th> </tr> <tr> <td>ALT1 Type I</td> <td>P35 350mA PicoPrism</td> <td>120L 120 LEDs</td> <td>2K³ 595nm</td> <td>120 120V</td> </tr> <tr> <td>ALT2 Type II</td> <td>P70 700mA PicoPrism</td> <td>135W for 350mA, 279W for 700mA</td> <td>3K 3000K</td> <td>208 208V</td> </tr> <tr> <td>ALT3 Type III</td> <td></td> <td></td> <td>4K 4000K</td> <td>240 240V</td> </tr> <tr> <td>ALT4 Type IV</td> <td></td> <td></td> <td>5K 5000K</td> <td>277 277V</td> </tr> <tr> <td>ALT5 Type V</td> <td></td> <td></td> <td></td> <td>347 347V⁴</td> </tr> <tr> <td>ALTR Type R, Right</td> <td></td> <td></td> <td></td> <td>480 480V⁴</td> </tr> <tr> <td>ALTL Type L, Left</td> <td></td> <td></td> <td></td> <td></td> </tr> </table>	Distribution	Drive Current	Source	Color Temperature ²	Voltages	ALT1 Type I	P35 350mA PicoPrism	120L 120 LEDs	2K ³ 595nm	120 120V	ALT2 Type II	P70 700mA PicoPrism	135W for 350mA, 279W for 700mA	3K 3000K	208 208V	ALT3 Type III			4K 4000K	240 240V	ALT4 Type IV			5K 5000K	277 277V	ALT5 Type V				347 347V ⁴	ALTR Type R, Right				480 480V ⁴	ALTL Type L, Left					<table border="1"> <tr> <th>Fixture Finish</th> </tr> <tr> <td>BL Black</td> </tr> <tr> <td>DB Dark Bronze</td> </tr> <tr> <td>GT Graphite</td> </tr> <tr> <td>LG Light Gray</td> </tr> <tr> <td>PS Platinum Silver</td> </tr> <tr> <td>TT Titanium</td> </tr> <tr> <td>WH White</td> </tr> <tr> <td>CC Custom Color*</td> </tr> </table> <p>*Consult Representative</p>	Fixture Finish	BL Black	DB Dark Bronze	GT Graphite	LG Light Gray	PS Platinum Silver	TT Titanium	WH White	CC Custom Color*	<table border="1"> <tr> <th>Photocell Options</th> </tr> <tr> <td>A25-7 7-pin Photocell Receptacle</td> </tr> <tr> <td>A30 120V Button Photocell</td> </tr> <tr> <td>A31 208V Button Photocell</td> </tr> <tr> <td>A32 240V Button Photocell</td> </tr> <tr> <td>A33 277V Button Photocell</td> </tr> <tr> <td>A34 480V Button Photocell</td> </tr> <tr> <td>A35 347V Button Photocell</td> </tr> </table>	Photocell Options	A25-7 7-pin Photocell Receptacle	A30 120V Button Photocell	A31 208V Button Photocell	A32 240V Button Photocell	A33 277V Button Photocell	A34 480V Button Photocell	A35 347V Button Photocell
1SA	1 Arm Side Mt.	.72																																																																																			
2SB	2 Arm Side Mt.	1.44																																																																																			
2SL	2 Arm Side Mt.	1.05																																																																																			
3ST	3 Arm Side Mt.	1.77																																																																																			
3SY*	3 Arm Side Mt.	1.77																																																																																			
4SC	4 Arm Side Mt.	1.93																																																																																			
1W	Single Wall Mt.	n/a																																																																																			
HSF	Horizontal Slipfitter	n/a																																																																																			
Distribution	Drive Current	Source	Color Temperature ²	Voltages																																																																																	
ALT1 Type I	P35 350mA PicoPrism	120L 120 LEDs	2K ³ 595nm	120 120V																																																																																	
ALT2 Type II	P70 700mA PicoPrism	135W for 350mA, 279W for 700mA	3K 3000K	208 208V																																																																																	
ALT3 Type III			4K 4000K	240 240V																																																																																	
ALT4 Type IV			5K 5000K	277 277V																																																																																	
ALT5 Type V				347 347V ⁴																																																																																	
ALTR Type R, Right				480 480V ⁴																																																																																	
ALTL Type L, Left																																																																																					
Fixture Finish																																																																																					
BL Black																																																																																					
DB Dark Bronze																																																																																					
GT Graphite																																																																																					
LG Light Gray																																																																																					
PS Platinum Silver																																																																																					
TT Titanium																																																																																					
WH White																																																																																					
CC Custom Color*																																																																																					
Photocell Options																																																																																					
A25-7 7-pin Photocell Receptacle																																																																																					
A30 120V Button Photocell																																																																																					
A31 208V Button Photocell																																																																																					
A32 240V Button Photocell																																																																																					
A33 277V Button Photocell																																																																																					
A34 480V Button Photocell																																																																																					
A35 347V Button Photocell																																																																																					

*Available round poles only. EPA is for Fixture only

Fuse Options	Lens Option	NFO Option	Control Options	Control Accessories																														
<table border="1"> <tr> <td>SF</td> <td>120, 277, 347 Line Volts</td> </tr> <tr> <td>DF</td> <td>208, 240, 480 Line Volts</td> </tr> </table>	SF	120, 277, 347 Line Volts	DF	208, 240, 480 Line Volts	<table border="1"> <tr> <td>FGL⁵</td> <td>Flat Glass Lens</td> </tr> <tr> <td>FPL^{5,6}</td> <td>Flat Polycarbonate Lens^{5,6}</td> </tr> </table>	FGL ⁵	Flat Glass Lens	FPL ^{5,6}	Flat Polycarbonate Lens ^{5,6}	<table border="1"> <tr> <td>NFO*</td> <td>Neighbor Friendly Optic</td> </tr> </table> <p>*Photometry available for Type III/IV. All others, consult factory.</p>	NFO*	Neighbor Friendly Optic	<table border="1"> <tr> <th>Wireless</th> <th>Motion</th> </tr> <tr> <td>WIR-RMI-IO</td> <td>120-480V, 1000' range, wiSCAPE RF control system with on/off/dim, alerts, monitoring and metering capabilities</td> </tr> <tr> <td>SCH-R</td> <td>Round Pole Mounted Occupancy Sensor up to 30'</td> </tr> <tr> <td>SCH-S</td> <td>Square Pole Mounted Occupancy Sensor up to 30'</td> </tr> </table>	Wireless	Motion	WIR-RMI-IO	120-480V, 1000' range, wiSCAPE RF control system with on/off/dim, alerts, monitoring and metering capabilities	SCH-R	Round Pole Mounted Occupancy Sensor up to 30'	SCH-S	Square Pole Mounted Occupancy Sensor up to 30'	<table border="1"> <tr> <td>SW7PR^{7,8}</td> <td>Site Sync with 7-pin PCR</td> </tr> <tr> <td>SWUSB</td> <td>SiteSync Software on USB</td> </tr> <tr> <td>SWTAB</td> <td>SiteSync Windows® Tablet</td> </tr> <tr> <td>SWBRG</td> <td>SiteSync Wireless Bridge Node</td> </tr> <tr> <td>WIR-RME-L</td> <td>wiSCAPE 7-pin Module</td> </tr> <tr> <td>NXOFM-1R1D-UNV</td> <td>NX 7-pin Module</td> </tr> </table>	SW7PR ^{7,8}	Site Sync with 7-pin PCR	SWUSB	SiteSync Software on USB	SWTAB	SiteSync Windows® Tablet	SWBRG	SiteSync Wireless Bridge Node	WIR-RME-L	wiSCAPE 7-pin Module	NXOFM-1R1D-UNV	NX 7-pin Module
SF	120, 277, 347 Line Volts																																	
DF	208, 240, 480 Line Volts																																	
FGL ⁵	Flat Glass Lens																																	
FPL ^{5,6}	Flat Polycarbonate Lens ^{5,6}																																	
NFO*	Neighbor Friendly Optic																																	
Wireless	Motion																																	
WIR-RMI-IO	120-480V, 1000' range, wiSCAPE RF control system with on/off/dim, alerts, monitoring and metering capabilities																																	
SCH-R	Round Pole Mounted Occupancy Sensor up to 30'																																	
SCH-S	Square Pole Mounted Occupancy Sensor up to 30'																																	
SW7PR ^{7,8}	Site Sync with 7-pin PCR																																	
SWUSB	SiteSync Software on USB																																	
SWTAB	SiteSync Windows® Tablet																																	
SWBRG	SiteSync Wireless Bridge Node																																	
WIR-RME-L	wiSCAPE 7-pin Module																																	
NXOFM-1R1D-UNV	NX 7-pin Module																																	
<h3>Mounting Options</h3> <table border="1"> <tr> <td>VSF</td> <td>Vertical Slipfitter Mount for 2" pipe tenon, (2-3/8" O.D.)</td> <td>Side Arm Mount</td> </tr> <tr> <td>VSVF</td> <td>Vertical Slipfitter Mount square for 2" pipe tenon, (2-3/8" O.D.)</td> <td>3-4RD 3.3" to 4.2" O.D. round pole</td> </tr> <tr> <td></td> <td></td> <td>4-6RD 4.5" to 6" O.D. round pole</td> </tr> <tr> <td></td> <td></td> <td>SQ Square Pole</td> </tr> </table>					VSF	Vertical Slipfitter Mount for 2" pipe tenon, (2-3/8" O.D.)	Side Arm Mount	VSVF	Vertical Slipfitter Mount square for 2" pipe tenon, (2-3/8" O.D.)	3-4RD 3.3" to 4.2" O.D. round pole			4-6RD 4.5" to 6" O.D. round pole			SQ Square Pole																		
VSF	Vertical Slipfitter Mount for 2" pipe tenon, (2-3/8" O.D.)	Side Arm Mount																																
VSVF	Vertical Slipfitter Mount square for 2" pipe tenon, (2-3/8" O.D.)	3-4RD 3.3" to 4.2" O.D. round pole																																
		4-6RD 4.5" to 6" O.D. round pole																																
		SQ Square Pole																																

For Pole Spec Select: http://www.kimlighting.com/products/arms_and_poles/
 For Control Spec Select: <http://trpssl.com/index.html>



SiteSync Lighting Control is available from our most popular brands in a broad range of award-winning product families.

Microsoft, Encarta, MSN, and Windows are either registered trademarks or trademarks of Microsoft Corporation in the United States and/or other countries.

Kim Lighting reserves the right to change specifications without notice.

¹ US Patent No. D674,965 S. Other patents pending.
² For custom optics and color temperature configurations, contact factory.
³ Turtle friendly. Maximum 500mA drive current for 2K amber option.
⁴ 347V & 480V currents may be supplied with step-down transformer.

⁵ 350mA only.
⁶ Use only when vandalism is anticipated to be high. Required only for vandal protection in locations where fixtures can be reached by unauthorized persons.
⁷ When ordering SiteSync at least one of these two interface options must be ordered per project.
⁸ If needed, an additional Bridge Node can be ordered.

LUMINAIRE PERFORMANCE

Spectroradiometric			
	3000K Average	4200K Average	5100K Average
Color Rendering Index (CRI)	≥75	≥70	≥65
Power Factor	>.90	>.90	>.90

Projected Lumen Maintenance		
mA	50,000 hrs	100,000 hrs
350	N/A	N/A
700	92.62%	88.08%

Electrical - Drive Current @350mA		
Volts - AC	Amps - AC	System Watts
120	1.13	135
208	0.65	135
240	0.56	135
277	0.49	135
347	0.39	135
480	0.28	135

Electrical - Drive Current @700mA		
Volts - AC	Amps - AC	System Watts
120	2.33	279
208	1.34	279
240	1.16	279
277	1.01	279
347	0.80	279
480	0.58	279

B.U.G. Rating (TM15) in Lumens where B = Backlight, U = Uplight, G = Glare																
Temperature	TYPE 1	TYPE 1 FGL	TYPE 2	TYPE 2 FGL	TYPE 3	TYPE 3 FGL	TYPE 3 NFO	TYPE 3 NFO FGL	TYPE 4	TYPE 4 FGL	TYPE 4 NFO	TYPE 4 NFO FGL	TYPE 5	TYPEe 5 FGL	TYPE L/R	TYPE L/R FGL
3000K	B4 U0 G4	B4 U0 G4	B4 U0 G4	B3 U0 G3	B3 U0 G3	B3 U0 G3	B3 U0 G3	B3 U0 G3	B1 U0 G3	B1 U0 G3	B0 U0 G3	B0 U0 G3	B4 U0 G3	B4 U0 G2	B3 U0 G3	B3 U0 G3
4200K	B4 U0 G4	B4 U0 G4	B4 U0 G4	B3 U0 G3	B3 U0 G3	B3 U0 G3	B3 U0 G3	B3 U0 G3	B1 U0 G4	B1 U0 G3	B0 U0 G3	B0 U0 G3	B4 U0 G3	B4 U0 G2	B3 U0 G3	B3 U0 G3
5100K	B4 U0 G4	B4 U0 G4	B4 U0 G4	B3 U0 G3	B3 U0 G3	B3 U0 G3	B3 U0 G3	B3 U0 G3	B1 U0 G4	B1 U0 G3	B0 U0 G3	B0 U0 G3	B4 U0 G3	B4 U0 G3	B3 U0 G3	B3 U0 G3

Absolute Lumens																
Temperature	TYPE 1	TYPE 1 FGL	TYPE 2	TYPE 2 FGL	TYPE 3	TYPE 3 FGL	TYPE 3 NFO	TYPE 3 NFO FGL	TYPE 4	TYPE 4 FGL	TYPE 4 NFO	TYPE 4 NFO FGL	TYPE 5	TYPEe 5 FGL	TYPE L/R	TYPE L/R FGL
3000K	15014	11711	15221	12336	15150	12278	13120	10634	14200	11509	12534	10159	15267	12373	14807	12001
4200K	15398	12011	15611	12652	15538	12593	13457	10906	14564	11803	12855	10419	15658	12690	15187	12308
5100K	15574	12148	15789	12796	15716	12737	13610.3	11031	14730	11938	13002	10538	15837	12835	15360	12449

B.U.G. Rating (TM15) in Lumens where B = Backlight, U = Uplight, G = Glare								
Temperature	TYPE 1	TYPE 2	TYPE 3	TYPE 3 NFO	TYPE 4	TYPE 4 NFO	TYPE 5	TYPE L/R
3000K	B5 U0 G5	B4 U0 G4	B4 U0 G4	B3 U0 G4	B1 U0 G4	B1 U0 G4	B5 U0 G3	B4 U0 G4
4000K	B5 U0 G5	B4 U0 G5	B4 U0 G4	B3 U0 G4	B1 U0 G5	B1 U0 G5	B5 U0 G3	B4 U0 G4
5000K	B5 U0 G5	B4 U0 G5	B4 U0 G4	B3 U0 G4	B1 U0 G5	B1 U0 G5	B5 U0 G3	B4 U0 G5

Absolute Lumens								
Temperature	TYPE 1	TYPE 2	TYPE 3	TYPE 3 NFO	TYPE 4	TYPE 4 NFO	TYPE 5	TYPE L/R
3000K	25591	25797	25679	22238	24857	21244	25875	25098
4000K	26247	26458	26337	22807	25494	21788	26538	25741
5000K	26547	26761	26638	23068	25785	22037	26841	26035

LED performance and lumen output continues to improve at a rapid pace. Log onto www.kimlighting.com to download the most current photometric files from Kim Lighting's IES File Library. For custom optics and color temperature configurations, contact factory.

Kim Lighting reserves the right to change specifications without notice.

SPECIFICATIONS

Housing:

- Extruded low copper aluminum main body.
- Die-cast low copper aluminum electrical gear compartment.
- Stainless steel hardware.
- Die cast wall separates the optical and electrical compartment acting as thermal barrier.
- Electrical gear compartment doors are fastened with two hinges and a latch made of stainless steel.
- Silicone gaskets seal the compartments at the barrier surface.

Optical Module:

- PicoPrism® refractors (enclosed LED PCBs for IP66 rating) aimed toward the task and spreads horizontally to produce great uniformity.
- Type I, II, III, IV, V, L (left), and R (right) standard distributions. Custom available.
- 3000K, 4000K, 5000K standard CCT. Amber and custom available.
- IP66 certified.
- Die-cast, low copper aluminum heat sink modules provide thermal transfer at PCB level.
- Anodized aluminum carrier plate and heat sink modules.

Lens Frame:

- One-piece low copper aluminum alloy die-cast is secured to housing with two toolless latches.

Neighbor Friendly Optic

- Optional integrated Neighbor Friendly Optic on each LED module to completely control unwanted backlight. Most effective with Type III and IV distributions.

Lens

- One-piece flat glass lens slips into reveal. Extra silicone gasketing is provided to retain a clear optical compartment. CAUTION: Use only when vandalism is anticipated to be high.

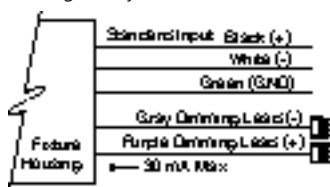
Electrical Characteristics:

- Pre-assembled, aluminum gear tray.
- 120V through 480V @ 50/60Hz.
- Class 2, 350mA or 700mA

- Power Factor = >.90
- National Electrical Code, ANSI/NFPA 70.
- 10kV surge suppression.
- Thermal shield thermal control.
- -30c starting driver.
- 0-10V dimming interface.
- All electronic components are IP66 rated.
- Electronic components are UL and/or CSA recognized.
- Standard programmable driver for variable drive current settings from 350mA to 700mA.

Dimming:

- 10% to 100% dimming by the use of standard 0-10V interface driver.
- To activate the dimming system, a wiring harness is supplied and attached to the DIM Port (DIM IN) on the thermal shield protection system. This port allows the 0-10V interface to bypass the thermal shield and control the driver.
- The thermal shield works in conjunction with the control system to assure that overheating will not harm the LEDs.
- The wiring harness is connected with the use of the Purple lead as the positive (+) and the Grey lead as the negative (-) to an available control signal (by others).



Support Arm:

- Speed Mount and a reinforcing plate are provided with wire strain relief.
- Speed Mount is square or circular cut for specified pole size and shape.
- Die-cast, low copper aluminum support arm for direct pole mount.
- Die-cast aluminum tool-less entry splice access cover.
- Terminal block is mounted in the arm cavity and accepts #14 to #8 wire sizes.
- Prewired to electrical module with quick-disconnect plugs located inside the electrical compartment.

- Optional cast, low copper aluminum horizontal slip-fitter with adaptor plate to secure the luminaire to 1-1/4" to 2" IPS pipe size arms.
- Optional cast aluminum wall mount plate assembly. Attaches to the wall over the junction box. Luminaire attaches to the wall plate with a square cut Speed Mount.

Finish:

- Fade and abrasion resistant, electrostatically applied, thermally cured, triglycidal isocyanurate (TGIC) polyester powdercoat.
- Standard colors include (BL) Black, (DB) Dark Bronze, (GT) Graphite, (WH) White, (PS) Platinum Silver, (LG) Light Gray, (TT) Titanium, and (CC) Custom Color (Include RAL#).

Fusing:

SF for 120, 277 and 347 Line Volts
DF for 208, 240 and 480 Line Volts.

- High temperature fuse holders factory installed inside the fixture housing. Fuse is included.

Certifications and Listings:

- UL 1598 Standard for wet locations for Luminaires.
- UL 8750 Standard for Safety for Light Emitting Diode (LED) Equipment for use in Lighting Products.
- IP66 certified.
- CSA C22.2#250.0 Luminaires.
- ANSI C136.31-2010 3G Vibration tested and compliant.
- RoHS compliant.
- IDA approved, 3000K and warmer CCTs only.

CAUTION:

- Fixtures must be grounded in accordance with national, state and/or local electrical codes, Failure to do so may result in serious personal injury.

WARRANTY:

- For full warranty see <http://www.hubbellighting.com/resources/warranty>

Kim Lighting reserves the right to change specifications without notice.

CONTROLS

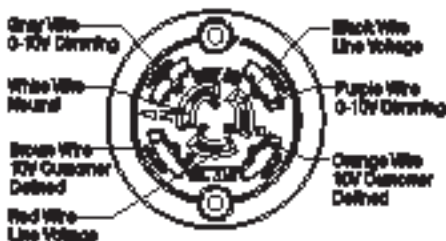
Photocell Receptacle

A25-7

Fully gasketed and wired 7-pin receptacle option. Easy access location above the electrical compartment. 7-pin construction allows for a user-defined interface and provides a controlled definition of operational performance. ANSI twist-lock control module by-others.

Standard customer operation modes:

1. Traditional on/off photoelectric control.
2. 5-pin wireless photoelectric control for added dimming feature.
3. 7-pin wireless photoelectric control for dimming and additional I/O connections for customer use.



Button Photocell

A30 for 120V, **A31** for 208V, **A32** for 240V, **A33** for 277V, **A35** for 347V, **A34** for 480V,

Photocell is factory installed inside the housing with a fully gasketed sensor on the side wall. For multiple fixture mountings, one fixture is supplied with a photocell to operate the others.

wiSCAPE™

Hubbell Building Automation's wiSCAPE In-Fixture Module is a bi-directional wireless RF device that allows an individual fixture to be managed, monitored and metered. The wiSCAPE In-Fixture Module communicates wirelessly over a robust 2.4GHz ISM (Industrial, Scientific and Medical) certified meshed radio signal. The wiSCAPE Fixture Module drastically simplifies control and automation of projects, especially in retrofit environments, and challenges the legacy world of wired-systems. wiSCAPE wireless control technology easily adapts to complex automation situations for quick, simple and economical commissioning. The On-Fixture Module is compatible with A-25-7H option.

WIR-RMI-IO

120 - 347V 1000 Foot Range WiScape RF mesh control system with off/on/dim, motion, photo, GPS location, alert, monitoring and metering capabilities.

SiteSync™¹

SiteSync™ wireless control system for reduction in energy and maintenance cost while optimizing light quality 24/7. See ordering information or visit www.hubbellighting.com/products/sitesync for more details.

Pole Mounted

Round Pole-Mounted Occupancy Sensor up to 30'

SCH-R

Round Pole-Mounted Occupancy Sensor: up to 30' - an outdoor occupancy sensor with 0-10V interface dimming control that mounts directly to the pole. Wide 360° pattern. Module colors are available in Black, Gray, and White. Module is cut for round pole mounting. Pole diameter is needed upon order. Poles to be drilled in the field will be provided with installation instructions.

Ordering Example: SCH-R4¹/277²/BL³

Square Pole-Mounted Occupancy Sensor up to 30'

SCH-S

Square Pole-Mounted Occupancy Sensor: up to 30' - an outdoor occupancy sensor with 0-10V interface dimming control that mounts directly to the pole. Wide 360° pattern. Module colors are available in Black, Gray, and White. Module is cut for round pole mounting. Pole diameter is needed upon order. Poles to be drilled in the field will be provided with installation instructions.

Ordering Example: SCH-S/277²/BL³

SCP

The SCP is a photo-control with motion sensing accessory that mounts to the side of any new or existing 3"-5" round or square straight pole. The SCP enables any pole mounted luminaire in excess of 75 watts, to meet California Title 24 requirements with integral 20KV/10KA surge protection for added reliability and serviceability.

For more detail:

http://www.aal.net/products/sensor_control_programmable

¹PRECOMMISSIONED SITESYNC ORDERING INFORMATION: When ordering a fixture with the SiteSync lighting control option, additional information will be required to complete the order. The SiteSync Commissioning Form or alternate schedule information must be completed. This form includes Project location, Group information, and Operating schedules. For more detailed information please visit www.HubbellLighting.com/products/sitesync or contact Hubbell Lighting tech support at (800) 345-4928.

SiteSync fixtures with occupancy sensor (SWPM) require the mounting height of the fixture for selection of the lens.

Examples:

SiteSync only : ALT3/P70/60L/3KUV/PS/US/SWP

SiteSync with Motion Control: ALT3/P70/60L/3KUV/PS/US/SWPM-20F

MOB ORDERING INFORMATION: When ordering a fixture with a dimming occupancy sensor option (MOB), please specify the appropriate information. These settings are specified in the ordering as shown in the example below.

ALT3/P70/60L/3KUV/PS/US/MOB - 1 to 30 min - 33%or 50% - ?? / DBT

High to Dim Delay

Low Level

Mounting Height (ft.)

¹Pole Diameter, ²Voltage, ³Color

Kim Lighting reserves the right to change specifications without notice.